



CONTENTS

| | |
|--|-------------|
| Variation of closing times | 1246 |
| Special information | 1247 |
| Legislation | 1249 |
| Government departments | 1250 |
| Special Gazettes Nos S 181, S 182, S 183, S 184, S 185 and S 186 are herewith | |



The date of publication of this *Gazette* is 7 June 1989.

LATE COPY/AUTHOR'S CORRECTIONS SURCHARGES

Late copy may be accepted on payment of a surcharge. Late copy is a notice submitted for publication in a nominated *Gazette* for which the copy deadline has closed but printing has not commenced. The late copy surcharge will be an additional fifty per cent of the current rate.

A surcharge will also apply for author's corrections made after the copy deadline. These corrections will be charged at \$2.00 per altered printed line.

For further information contact Don Kime on (062) 95 4657.

IMPORTANT NOTICE

The ACT *Gazette* is now available on subscription. Refer to the back page of this *Gazette* for further details.

Variation of closing times

Commonwealth of Australia Gazette

Monday, 12 June 1989 is a public holiday in the Australian Capital Territory, thus affecting times for submission of copy, for several issues of the *Gazette*.

Notices for publication should be lodged at the Gazette Office unless otherwise specified by the following times for the issues concerned.

The Government Notice *Gazette* of 14 June 1989 will have the following closing time.

Thursday, 8 June 1989 at 2.00 p.m.

GENERAL INFORMATION

IMPORTANT COPYRIGHT NOTICE

* Commonwealth of Australia

This work is copyright. Apart from any use as permitted under the *Copyright Act 1968*, no part may be reproduced by any process without written permission from the Director Publishing and Marketing AGPS. Inquiries should be directed to the Manager, AGPS Press, Australian Government Publishing Service, GPO Box 84, Canberra ACT 2601.

Government Notices issues, published each Wednesday, containing all legislation, proclamations, special information and government departments notices and are sold at \$5.95 each or on subscription of \$290.00 (50 issues), \$150.00 (25 issues) or \$75.00 (12 issues).

NOTICES FOR PUBLICATION and related correspondence should be addressed to:

Gazette Officer, Australian Government Publishing Service, GPO Box 4007, Canberra ACT 2601. Telephone (062) 95 4656

or lodged at AGPS, Government Printing Office Building, Wentworth Avenue, Kingston. Notices are accepted for publication in the next available issue, unless otherwise specified.

Except where a standard form is used, all notices for publication must have a covering instruction setting out requirements. A typewritten original or good copies are to be provided, wherever possible double-spaced, with a margin surrounding the typewritten matter. Copy is to be confined to one side of the paper, sheets are to be of uniform size (preferably A4), numbered consecutively and fastened securely together. Dates, proper names and signatures particularly are to be shown clearly.

Copy will be returned unpublished if not submitted in accordance with these requirements.

CLOSING TIMES. Notices for publication should be lodged at AGPS, Government Printing Office Building, unless otherwise specified, by the following times (except at holiday periods for which special advice of earlier closing times will be given).

Government Notices Gazette all copy: Friday at 10.00 a.m. in the week before publication.

ADVERTISING RATES for Government Notices are: \$345.00 per typeset page \$115.00 per camera-ready page \$225.00 per altered magnetic tape page; and \$150.00 per unaltered magnetic tape page.

For Special *Gazette* notices the rates are the same as for Government Notices plus \$100.00 per issue.

For Periodic *Gazette* notices the rates are \$260.00 per typeset page plus \$200.00 per issue. Material supplied as camera-ready copy and magnetic tape (altered and unaltered) will be charged at the respective Government Notices rate.

SUBSCRIPTIONS are payable in advance and are accepted for a maximum period of one year. All subscriptions are on a firm basis and refunds for cancellations will not be given. Rates include surface postage in Australia and overseas. Other carriage rates are available on application.

AVAILABILITY. The *Gazette* may be purchased by mail from:

Mail Order Sales, Australian Government Publishing Service, GPO Box 84, Canberra ACT 2601

or over the counter from Commonwealth Government Bookshops at:

Adelaide: 55 Currie St, tel. (08) 237 6955

Brisbane: 294 Adelaide St, tel. (07) 229 6822

Canberra: 70 Alinga St, tel. (062) 47 7211

Hobart: 162 Macquarie St, tel. (002) 23 7151

Melbourne: 347 Swanston St, tel. (03) 663 3010

Perth: 200 St George's Tce, tel. (09) 322 4737

Sydney: 120 Clarence St, tel. (02) 29 6737

Commonwealth Acts and Statutory Rules, Australian Capital Territory Ordinances and Regulations, and other Commonwealth Government publications may also be purchased at these addresses.

ALL REMITTANCES should be made payable to: Collector of Public Moneys, Australia Government Publishing Service.

OTHER ISSUES OF THE GAZETTE

Public Service issues contain notices concerning administrative matters, including examinations, vacancies, transfers and promotions within the Australian Public Service and the Services of the Australian Postal Corporation, Australian Telecommunications Corporation, Commonwealth Teaching Service and Defence Force appointments etc. These issues are published weekly at 10.30 a.m. on Thursday, and sold at \$8.95 each or on subscription of \$395.00 (50 issues), \$206.00 (25 issues) or \$103.00 (12 issues).

Business issues, published each Tuesday, containing Notices under the Co-operative Companies and Securities Scheme, Bankruptcy Act and Private Notices and sold at \$3.95 each or on subscription of \$220.00 (50 issues), \$116.00 (25 issues) or \$58.00 (12 issues).

Special issues include notices which require urgent publication. All costs associated with producing Specials will be borne by the responsible department or authority. A limited number of Special *Gazettes* will be made available for sale from the Commonwealth Government Bookshop, Canberra, on the day of publication. General distribution of these notices will be by their inclusion in the next published issue of the Government Notices *Gazette* or Business *Gazette* as well as in the next published issue of the series of the *Gazette* in which the notice would normally have been published.

Tariff concessions issues contain notices of tariff concessions proposed, granted or revoked in accordance with the provisions of Part XVA of the *Customs Act 1901*. These issues are published each Wednesday and are sold at \$1.95 or on subscription only at \$115.00 for 50 issues including surface postage.

Periodic issues contain lengthy notices of a non-urgent nature, including the following: certificates of Australian citizenship; registered tax agents; authorised celebrants; unclaimed deposits and moneys; Australian Public Service conditions of entry and advancement; appointments to the Australian Public Service; holders of import licences and

tariff quotas. Issues are made at irregular intervals as required, at individual prices according to size. Advice of availability is given in the Government Notices, Business and Public Service issues immediately following the day of publication. Periodic issues are not available on subscription, but standing orders are accepted for all selected issues.

Purchasing and Disposals issues of the *Gazette* provide information on Commonwealth purchases and disposals and other matters of general interest to persons buying from or selling to the Commonwealth. These issues are published each Wednesday and sold at \$3.95 or on subscription of \$200.00 including postage for 50 issues.

Index issues contain references to entries in the Government Notices issues and entries in the Orders in Council, Notices under the Superannuation Act, Notices under the Public Service Act, and Determinations under the Public Service Act sections of the Public Service issues. Index issues are published quarterly, are available over the counter from Commonwealth Government Bookshops and are supplied without charge to annual subscribers to the Government Notices issues.

N.N.—8943499

ISSUE OF PERIODIC GAZETTES

The following Periodic issues of the *Gazette* have been published.

Copies may be purchased from Commonwealth government bookshops or by mail from the relevant address given on the front page of this *Gazette*.

| <i>Gazette number</i> | <i>Date of publication</i> | <i>Subject</i> |
|-----------------------|----------------------------|--|
| P1 | 25.1.89 | Tariff Quotas—Miscellaneous amendments to Determinations (1988) |
| P2 | 14.2.89 | Tariff Quotas—Quota transactions for the period 1 October 1988 to 31 December |
| P3 | 15.2.89 | Tariff Quotas—Textiles, Clothing and Footwear Ballot Quota Allocations—List of 1989 Tariff Quota Holders |
| P4 | 21.2.89 | Tariff Quotas—Textiles, Clothing and Footwear base Quota Allocations—List of 1989 Tariff Quota Holders |
| P5 | 21.2.89 | Tariff Quotas—Textiles, Clothing and Footwear tender Quota Allocations—List of 1989 Quota Holders |
| P6 | 23.3.89 | Customs Act 1906—Prohibition of Exports (Defence) |
| P7 | 20.4.89 | Tariff Quotas—Quota Transactions for the period 1.1.89 to 31.3.89 |
| P8 | 3.5.89 | Amendment No. 2 to the National Health and Medical Research Council Food Standards Code |
| P9 | 16.5.89 | Variation of list Registered Corporations |

N.N.—8943500

Special Information

NOTICE OF CREATION OF STATUTORY LIEN IN RESPECT OF CERTAIN AIRCRAFT

Notice is hereby given that pursuant to section 69 (1) of the *Civil Aviation Act 1988*, a statutory lien has been vested in the Authority in respect of each of the aircraft described hereunder.

| <i>Lien No.</i> | <i>Date and time created (EST)</i> | <i>Description and registration</i> | <i>Payable by</i> |
|-----------------|------------------------------------|-------------------------------------|---|
| 00774 | 18 May 1989, 2 p.m. | Cessna 500, VH-OIL | Corporate Air Services (WA) P/L c/- Arthur Anderson & Co., Level 6 AMP Building, 140 St George's Terrace, Perth WA 6000 |
| 00775 | 30 May 1989, 10.30 a.m. | Cessna 421B, VH-ADK | Mr B. J. Biggins, PO Box 47, Aldgate SA 5154 |
| 00776 | 30 May 1989, 10.34 a.m. | Mitsubishi MU-2B-25, VH-MUK | Transcorp Pty Ltd, Hangar 1, Redcliffe Airfield, Redcliffe Qld 4020 |
| 00777 | 30 May 1989, 10.40 a.m. | Aero Commander AC690, VH-NYA | Amman Aviation Pty Ltd, PO Box 39672, Winnellie NT 0821 |
| 00778 | 30 May 1989, 10.43 a.m. | Aero Commander AC690, VH-NYB | As Above |
| 00779 | 30 May 1989, 10.45 a.m. | Aero Commander AC690, VH-NYC | As Above |
| 00780 | 30 May 1989, 10.47 a.m. | Aero Commander 681, VH-NYD | As Above |
| 00781 | 30 May 1989, 10.49 a.m. | Aero Commander 681, VH-NYE | As Above |
| 00782 | 30 May 1989, 3.29 p.m. | Aero Commander 681, VH-NYF | As Above |
| 00783 | 30 May 1989, 3.33 p.m. | Bell 206B, VH-UEE | Radio 2UE Sydney Pty Ltd, PO Box 950, North Sydney NSW 2060 |

NOTICE OF CESSATION OF A STATUTORY LIEN IN RESPECT OF CERTAIN AIRCRAFT

Notice is hereby given that pursuant to section 75 (1) of the *Civil Aviation Act 1988*, a statutory lien vested in the Authority ceased to have effect in respect of each of the aircraft described hereunder.

| <i>Lien No.</i> | <i>Description and registration mark</i> | <i>Date on which the lien ceased to have effect</i> |
|-----------------|--|---|
| 00743 | Beech B200C, VH-NSR | 18 May 1989 |
| 00766 | Beech 95-B55 'Baron', VH-OEK | 9 May 1989 |
| 00756 | Bell 206B, VH-SWH | 5 May 1989 |
| 00758 | Beech BE65-D80, VH-AEQ | 10 May 1989 |
| 00759 | Cessna 172M, VH-DKX | 16 May 1989 |
| 00740 | Beech B200C 'Super King Air', VH-NSF | 15 May 1989 |
| 00720 | Cessna A152, VH-FUH | 17 May 1989 |
| 00721 | Cessna A152, VH-FUD | 17 May 1989 |
| 00733 | Bell 205A-1, VH-NGJ | 17 May 1989 |
| 00737 | Dornier 201, VH-NSZ | 17 May 1989 |

Dated this 1st day of June 1989.

K. HUNT
Registrar of Statutory Liens

N.N.—8943501

GAZETAL NOTICE**NOTICES UNDER THE INDEPENDENT AIR FARES COMMITTEE ACT - 1981**

| Operator and Reference | Section of Act | Date Notified |
|-------------------------------|-----------------------|----------------------|
|-------------------------------|-----------------------|----------------------|

Decisions

| | | |
|---------------------|-------|---------|
| AIR N.S.W. (D47/89) | 17(4) | 29/5/89 |
|---------------------|-------|---------|

Approval to offer a backloading discount of 50% off the economy air fare on nominated off-peak flights and routes and under specified conditions as proposed by the operator over the period 9-12 June 1989.

Approved on basis of estimates provided by the operator that the discount fares will generate additional traffic and improve profitability.

| | | |
|---|-------|---------|
| AUSTRALIAN AIR CHARTERERS PTY LTD (t/a AUS-AIR) (D50/89) | 17(4) | 30/5/89 |
|---|-------|---------|

Approval to offer backloading return discount air fares on the following routes, on nominated flights and under specified conditions as proposed by the operator, over the period 9-13 June 1989:

| | |
|-------------------------------|-------|
| King Is-Moorabbin-King Is | \$100 |
| Devonport-Moorabbin-Devonport | \$140 |
| Wynyard-Moorabbin-Wynyard | \$140 |

Approved on basis of estimates provided by the operator that the discount fares will generate additional traffic and improve profitability.

N.N.—8943547

Legislation

Acts of Parliament assented to

IT IS HEREBY NOTIFIED, for general information, that His Excellency the Governor-General, in the name of Her Majesty, assented, on 24 May 1989 to the undermentioned Acts passed by the Senate and the House of Representatives in Parliament assembled, viz.:

No. 30 of 1989—An Act to amend the *Affirmative Action (Equal Employment Opportunity for Women) Act 1986 (Affirmative Action (Equal Employment Opportunity for Women) Amendment Act 1989)*

No. 31 of 1989—An Act to amend the *Broadcasting Act 1942 (Broadcasting (Ownership and Control) Act 1989)*

No. 32 of 1989—An Act to amend the *Copyright Act 1968*, and for related purposes (*Copyright Amendment Act 1989*)

No. 33 of 1989—An Act to amend the *Export Inspection (Quantity Charge) Act 1985 (Export Inspection (Quantity Charge) Amendment Act 1989)*

A. R. BROWNING

Clerk of the House of Representatives

N.N.—8943502

IT IS HEREBY NOTIFIED, for general information, that His Excellency the Governor-General, in the name of Her Majesty, assented, on 30 May 1989 to the undermentioned Acts passed by the Senate and the House of Representatives in Parliament assembled, viz.:

No. 34 of 1989—An Act to amend the *Trade Practices Act 1974* in relation to international liner cargo shipping, and for related purposes (*Trade Practices (International Liner Cargo Shipping) Amendment Act 1989*)

No. 35 of 1989—An Act relating to the collection of levy imposed by the *Wheat Industry Levy Fund Act 1989 (Wheat Industry Fund Levy Collection Act 1989)*

No. 36 of 1989—An Act to amend the *Wheat Tax (Permit) Collection Act 1984 (Wheat Tax (Permit) Collection Amendment Act 1989)*

No. 37 of 1989—An Act to amend the *Wheat Tax (Permit) Act 1984 (Wheat (Termination of Permit Tax) Act 1989)*

No. 38 of 1989—An Act to amend the *Wheat Tax Act 1957 (Wheat (Termination of Tax) Act (No. 1) 1989)*

No. 39 of 1989—An Act to amend the *Wheat Tax Act 1979 (Wheat (Termination of Tax) Act (No. 2) 1989)*

A. R. BROWNING

Clerk of the House of Representatives

N.N.—8943503

Orders

NOTIFICATION OF THE MAKING OF ORDERS UNDER THE CIVIL AVIATION REGULATIONS

Notice is hereby given that the following amendment to Civil Aviation Orders Part 105, will become effective on 7 June 1989.

AD/EMB 110/13 Amdt 3 : Rudder Upper Hinge Support.

Copies of the above Order are available for inspection and may be purchased over the counter from the:

Civil Aviation Authority
607 Swanston Street
Carlton South Vic. 3053

or by mail from:

Civil Aviation Authority
Publications Centre
GPO Box 1986
Carlton South Vic. 3053

N.N.—8943504

Determinations

NOTICE OF THE MAKING OF DETERMINATIONS UNDER SECTION 58B OF THE DEFENCE ACT 1903

Notice is hereby given that the Minister for Industrial Relations or his delegate has made the undermentioned Determinations. Copies of the Determinations can be obtained from Department of Industrial Relations, Defence and Remuneration and Conditions Branch, 5th Floor, Jolimont Centre, Canberra City, ACT 2600. Tel. (062) 43 7895. (GPO Box 9897, Canberra City ACT 2601)

| <i>Number and year of Determination</i> | <i>Description of Determination</i> | <i>Date made</i> |
|---|---|------------------|
| No. 60 of 1989 | Amends Determination 3601, 3610, 3711, 3719 and 3731 | 16.5.89 |
| No. 62 of 1989 | Amends Determination 3601, 3610, 3711 and 3731 | 16.5.89 |
| No. 65 of 1989 | Introduces Determination 0119, Antarctic Parity Allowance | 18.5.89 |

Purchase Order No. 8324

N.N.—8943505

Government Departments

The Arts, Sport, the Environment, Tourism and Territories

COMMONWEALTH OF AUSTRALIA


Wildlife Protection (Regulation of Exports and Imports) Act 1982

Section 11

DECLARATION OF AN APPROVED INSTITUTION

I, JOHN DERRICK OVINGTON the Designated Authority under sub-section 18(1) of the Wildlife Protection (Regulation of Exports and Imports) Act 1982, in pursuance of sub-section 11(1) of that Act, hereby declare the organization specified in Column 2 of the Schedule, in an item in the Schedule, to be an approved institution in relation to the class, or classes, of specimens specified in Column 3 of the Schedule in that item.

Dated this Thirty-first day of May 1989



DESIGNATED AUTHORITY

SCHEDULE

| Column 1 Item | Column 2 Name and Country of Approved Institution | Column 3 Approved class, or classes, of specimens |
|------------------|---|---|
| 1 | Mr T J Rait 81A Brodie Street CHRISTCHURCH 4 NEW ZEALAND | <i>Agapornis fischeri</i> <i>Agapornis personata</i> <i>Agapornis roseicollis</i> |

Attorney-General

FILM CENSORSHIP BOARD

WEEK ENDING 5 MAY 1989

Classifications assigned to films for sale/hire pursuant to the *Australian Capital Territory Classifications of Publications Ordinance 1983*; the *Northern Territory Classification of Publications Act 1985*; the *New South Wales Film and Video Tape Classification Act 1984*; the *Queensland Censorship of Films Act 1947-1984*; the *Tasmania Classification of Publications Act 1984*; the *Western Australia Video Tapes Classification and Control Act 1987*.

An explanatory key to reasons for classifying non-'G' films appears hereunder:

| | Frequency | | Explicitness/Intensity | | | Purpose | |
|------------------------|------------|----------|------------------------|--------|------|-----------|------------|
| | Infrequent | Frequent | Low | Medium | High | Justified | Gratuitous |
| S (Sex) | i | f | l | m | h | j | g |
| V (Violence) | i | f | l | m | h | j | g |
| L (Language) | i | f | l | m | h | j | g |
| O (Other) | | | | | | | |

*** Films Board of Review decision

** Code reasons unavailable for films originally classified before 1972.

| Title | Producer | Country | Submitted length (mins) | Applicant | Reason/ advice | Date of certificate |
|--|--|-----------|-------------------------|---|-------------------|------------------------|
| 'G'—Suitable for general exhibition | | | | | | |
| <i>Alf—</i> <i>Pennsylvania 6-</i> <i>5000/Strangers</i> <i>in the Night</i> | P. Fusco | USA | 49 | Roadshow Home Video | .. | 4.5.89 |
| <i>Australian Royal</i> <i>Tours</i> <i>Collection</i> <i>1901-1988, The</i> | A. Ziegler/T. Miall | Australia | 90 | Film Australia | .. | 4.5.89 |
| <i>Best of TV</i> <i>Ringside, The</i> | Seven Sport Melbourne Production | Australia | 53 | HSV Channel 7 | .. | 4.5.89 |
| <i>Boy on a Dolphin</i> | S. Engel | USA | 106 | CBS/Fox Video | .. | 4.5.89 |
| <i>Corsican</i> <i>Brothers, The</i> | E. Small | USA | 95 | RCA/Columbia Pictures/Hoyts Video | .. | 4.5.89 |
| <i>Crimson Pirate,</i> <i>The</i> | H. Hecht | USA | 104 | Corporate Video | .. | 4.5.89 |
| <i>Dreamings—The</i> <i>Art of</i> <i>Aboriginal</i> <i>Australia</i> | J. Bell | Australia | 30 | Film Australia | .. | 4.5.89 |
| <i>Enid Blyton's</i> <i>Famous Five—</i> <i>Go Adventuring</i> <i>Again/Go off in</i> <i>a Caravan</i> | D. Leaver | UK | 49 | Virgin Vision Australia | .. | 4.5.89 |
| <i>Fabulous</i> <i>Fleischer Folio</i> <i>Volume Two,</i> <i>The Hawaiian</i> <i>Birds/Greedy</i> <i>Humpty</i> <i>Dumpty/Golden</i> <i>State etc</i> | M. Fleischer | USA | 56 | Virgin Vision Australia | .. | 4.5.89 |
| <i>Harder Than</i> <i>Everest</i> | Film Australia | Australia | 60 | Film Australia | .. | 4.5.89 |

| <i>Title</i> | <i>Producer</i> | <i>Country</i> | <i>Submitted length (mins)</i> | <i>Applicant</i> | <i>Reason/ advice</i> | <i>Date of certificate</i> |
|---|--|---------------------------|------------------------------------|---|--|--------------------------------|
| <i>Inside Australia's Parliament House with Ita Buttrose, Bob Hawke, Malcolm Fraser, Gough Whitlam, Sir John Gorton</i> | B. Bowtell | Australia | 59 | Virgin Vision Australia | .. | 4.5.89 |
| <i>Just Australian Planes</i> | Film Australia | Australia | 90 | Film Australia | .. | 4.5.89 |
| <i>Just Australian Trains</i> | D. Collingridge | Australia | 150 | Film Australia | .. | 4.5.89 |
| <i>Kiss—Crazy Nights—Turn on the Night</i> | L. Epand/E. Anderson | USA | 13 | Hoyts Polygram Video | .. | 4.5.89 |
| <i>Koyaanisqatsi</i> | G. Reggio | USA | 90 | Festival Records | .. | 4.5.89 |
| <i>Loneliest Mountain, The</i> | G. Singleman/C. Hilton | Australia | 48 | Film Australia | .. | 4.5.89 |
| <i>Roads to Xanadu</i> | J. Merson/D. Roberts | Australia | 220 | Film Australia | .. | 4.5.89 |
| <i>Shirley MacLaine's Inner Workout— Meditations for Relaxation and Stress Reduction</i> | M. Wiese | USA | 72 | Outland Promotions | .. | 4.5.89 |
| <i>Sounds Like Australia</i> | T. Miall | Australia | 55 | Film Australia | .. | 4.5.89 |
| <i>Wild Australia</i> | T. Miall | Australia | 58 | Film Australia | .. | 4.5.89 |
| <i>Wings The Jet Age</i> | P. Bucknall | UK | 53 | Virgin Vision Australia | .. | 4.5.89 |
| 'PG'—Parental guidance recommended for those under 15 | | | | | | |
| <i>Bridge to Silence</i> | S. Briggie/D. Hennessy/R. Carrothers | USA | 90 | Hoyts Distribution | O (adult concepts sexual allusions) | 4.5.89 |
| <i>Head</i> | B. Rafelson/J. Nicholson | USA | 86 | RCA/Columbia Pictures/Hoyts Video | O (adult concepts) | 4.5.89 |
| <i>Man Who Saw Tomorrow, The</i> | R. Guenette/L. Kramer/P. Drane | USA | 87 | Corporate Video | O (adult concepts) | 4.5.89 |
| <i>Navigator—A Mediaeval Odyssey, The</i> | J. Maynard | New Zealand/ Australia | 91 | Home Cinema Group | O (adult concepts) | 4.5.89 |
| 'M'—Mature (not recommended for viewing by persons under 15) | | | | | | |
| <i>Freddy's Nightmares A Nightmare on Elm Street— The Series— Black Tickets</i> | G. Adler | USA | 44 | Virgin Vision Australia | O (adult concepts horror) | 4.5.89 |
| <i>Freddy's Nightmares A Nightmare on Elm Street— The Series— Cabin Fever</i> | G. Adler | USA | 46 | Virgin Vision Australia | V (i-m-g) O (adult concepts) | 4.5.89 |

| Title | Producer | Country | Submitted length (mins) | Applicant | Reason/ advice | Date of certificate |
|--|---------------|---------|----------------------------|----------------------------|---|------------------------|
| <i>Freddy's Nightmares A Nightmare on Elm Street— The Series— No More Mr Nice Guy</i> | G. Adler | USA | 46 | Virgin Vision Australia | V (i-m-g) O (horror) | 4.5.89 |
| <i>Freddy's Nightmares A Nightmare on Elm Street— The Series— Rebel Without a Car</i> | G. Adler | USA | 46 | Virgin Vision Australia | V (i-m-j) O (horror) | 4.5.89 |
| <i>Great Gundown, The</i> | P. Nobert | USA | 98 | Vitis International | V (f-m-g) | 4.5.89 |
| <i>Jimi Hendrix</i> | L. Branton | USA | 98 | Corporate Video | L (i-m-j) | 4.5.89 |
| <i>Paris by Night</i> | P. Cassavetti | UK | 101 | CEL Film Distribution | L (i-m-j) S (i-m-j) | 4.5.89 |
| <i>Sonny Boy</i> | O. Assonitis | USA | 99 | Hoyts Distribution | V (f-m-g) L (i-m-g) O (adult concepts) | 4.5.89 |
| <i>Taxing Woman, A (Main title not shown in English)</i> | Not shown | Japan | 126 | Home Cinema Group | S (i-m-g) O (adult concepts) | 4.5.89 |
| 'R'—Restricted (not to be sold or hired or delivered to minors or displayed in a public place unless container bears prescribed markings) | | | | | | |
| <i>She's Back</i> | C. Depaula | USA | 87 | Outland Promotions | V (i-m-g) O (anti- social behaviour) | 4.5.89 |
| 'X'—Extra restricted (not to be sold or hired or delivered to minors or displayed except in a restricted publications area and bearing prescribed markings) | | | | | | |
| <i>Best of Caught from Behind Part 3, The</i> | H. Freeman | USA | 116 | Leisuremail | S (f-h-g) | 4.5.89 |
| <i>Best Stallions, The</i> | Not shown | USA | 65 | Helkden | S (f-h-g) contains sexually explicit material | 4.5.89 |
| <i>Loose Ends V The New Generation</i> | B. Seven | USA | 90 | Leisuremail | S (f-h-g) | 4.5.89 |
| <i>Oral Majority IV</i> | J. Tanner | USA | 74 | Leisuremail | S (f-h-g) | 4.5.89 |

FILM CENSORSHIP BOARD

WEEK ENDING 12 MAY 1989

Classifications assigned to films for sale/hire pursuant to the Australian Capital Territory *Classification of Publications Ordinance 1983*; the Northern Territory *Classification of Publications Act 1985*; the New South Wales *Film and Video Tape Classification Act 1984*; the Queensland *Censorship of Films Act 1947-1984*; the Tasmania *Classification of Publications Act 1984*; the Western Australia *Video Tapes Classification and Control Act 1987*.

An explanatory key to reasons for classifying non-'G' films appears hereunder:

| | <i>Frequency</i> | | <i>Explicitness/Intensity</i> | | | <i>Purpose</i> | |
|------------------------|-------------------|-----------------|-------------------------------|---------------|-------------|------------------|-------------------|
| | <i>Infrequent</i> | <i>Frequent</i> | <i>Low</i> | <i>Medium</i> | <i>High</i> | <i>Justified</i> | <i>Gratuitous</i> |
| S (Sex) | i | f | l | m | h | j | g |
| V (Violence) | i | f | l | m | h | j | g |
| L (Language) | i | f | l | m | h | j | g |
| O (Other) | | | | | | | |

* Films Board of Review Decision

** Code reasons unavailable for films originally classified before 1972.

| <i>Title</i> | <i>Producer</i> | <i>Country</i> | <i>Submitted length (mins)</i> | <i>Applicant</i> | <i>Reason/ advice</i> | <i>Date of certificate</i> |
|--|-------------------------|----------------|--------------------------------|----------------------------------|-----------------------|----------------------------|
| 'G'—Suitable for general exhibition | | | | | | |
| <i>Adventures of Commander Crumbcake—Raiders of the Lost Treasure, The</i> | Hi-Tops Video | USA | 60 | Family Home Entertainment | | 9.5.89 |
| <i>Alice Adams</i> | P. Berman | USA | 99 | Communications and Entertainment | | 9.5.89 |
| <i>Allegheny Uprising</i> | P. Wolfson | USA | 81 | Communications and Entertainment | | 9.5.89 |
| <i>ANZ 12 Metre Challenge—Conner V Murray</i> | P. Howden/K. Singer | Australia | 55 | Direct Video | | 9.5.89 |
| <i>Better Gardening</i> | P. Anstis | UK | 55 | F. W. Browne | | 9.5.89 |
| <i>Capture the Wind</i> | Sepia Visual Arts | UK | 55 | F. W. Browne | | 9.5.89 |
| <i>Dino Riders—Krulos/Toro, Toro Torosaurus/T-Rex</i> | New World International | USA | 60 | Family Home Entertainment | | 9.5.89 |
| <i>Forever James Dean</i> | A. Chekmayan | USA | 62 | Corporate Video | | 9.5.89 |
| <i>Hunchback of Notre-Dame, The</i> | T. Brooke-Hunt | Australia | 50 | Outland Promotions | | 9.5.89 |
| <i>Life on the Line</i> | Sepia Visual Arts | UK | 55 | F. W. Browne | | 9.5.89 |
| <i>Mask</i> | J. Chalopin/S. Cavan | USA | 111 | Roadshow Home Video | | 9.5.89 |
| <i>Michael Willesee's Australians—Les Darcy</i> | R. Saunders/P. Vanneck | Australia | 50 | Roadshow Home Video | | 9.5.89 |
| <i>Michael Willesee's Australians—Jack Davey</i> | R. Saunders/P. Vanneck | Australia | 50 | Roadshow Home Video | | 9.5.89 |
| <i>Michael Willesee's Australians—Betty Cuthbert</i> | R. Saunders/P. Vanneck | Australia | 47 | Roadshow Home Video | | 9.5.89 |
| <i>Tycoon</i> | S. Ames | USA | 127 | Communications and Entertainment | | 9.5.89 |

| Title | Producer | Country | Submitted length (mins) | Applicant | Reason/ advice | Date of certificate |
|---|------------------------------|-----------|-------------------------|----------------------------------|--|------------------------|
| 'PG'—Parental guidance recommended for those under 15 | | | | | | |
| <i>As Time Goes By</i> | C. Kiely | Australia | 97 | Home Cinema Group | V (i-m-j) S (i-l-j) L (i-l-g)/ OCCASIONAL VIOLENCE | 9.5.89 |
| <i>BBC Video World—Vol 1 Issue 111</i> | Various | UK | 177 | BBC Video World | O (adult concepts) | 9.5.89 |
| <i>Cocoon—The Return</i> | R. Zanuck/D. Brown/L. Zanuck | USA | 114 | Fox Columbia Tri Star Films | L (i-l-g) O (adult concepts)/ OCCASIONAL LOW LEVEL COARSE LANGUAGE | 9.5.89 |
| <i>Dynamite and Blue Jeans</i> | G. Ferrer/J. Maesso | Not shown | 89 | The Video Distribution Company | L (i-l-g) O (sexual allusions)/ | 9.5.89 |
| <i>My Father, My Son</i> | F. Weintraub | USA | 89 | Communications and Entertainment | O (adult concepts) V (i-l-j)/ ADULT CONCEPTS AND OCCASIONAL LOW LEVEL VIOLENCE | 10.5.89 |
| <i>Story of a Marriage—Courtship Part 1</i> | L. Foote/M. Viscidi | USA | 84 | Movie Warehouse | O (adult concepts)/ ADULT CONCEPTS | 10.5.89 |
| <i>Summer Vacation—1999</i> | Yutaka Okada/ Eiji Kishi | Japan | 88 | Ronin Films | O (adolescent concepts)/ ADOLESCENT CONCEPTS | 9.5.89 |
| <i>Zits</i> | Not shown | USA | 95 | Filmpac Holdings | O (sexual innuendo)/ | 12.4.89 |
| 'M'—Mature (not recommended for viewing by persons under 15) | | | | | | |
| <i>Alien Nation</i> | G. Hurd/R. Kobritz | USA | 90 | Fox Columbia Tri Star Films | V (i-m-j) L (i-m-j)/ OCCASIONAL VIOLENCE AND COARSE LANGUAGE | 9.5.89 |
| <i>Clash of the Ninjas</i> | T. Tang | Hong Kong | 89 | VPD Ltd | V (f-m-g)/ FREQUENT VIOLENCE | 9.5.89 |
| <i>Deepstar Six</i> | S. Cunningham/ P. Markey | USA | 98 | Fox Columbia Tri Star Films | O (horror L (f-m-g)/ FREQUENT COARSE LANGUAGE AND HORROR | 9.5.89 |
| <i>Fly II, The</i> | S. Jaffe | USA | 104 | Fox Columbia Tri Star Films | O (horror S (i-m-j) L (i-m-g)/ HORROR OCCASIONAL VIOLENCE AND COARSE LANGUAGE | 9.5.89 |

| <i>Title</i> | <i>Producer</i> | <i>Country</i> | <i>Submitted length (mins)</i> | <i>Applicant</i> | <i>Reason/ advice</i> | <i>Date of certificate</i> |
|--|--------------------------------|----------------|------------------------------------|---|---|--------------------------------|
| <i>Freddy's Nightmares, A Nightmare on Elm Street— The Series— School Daze</i> | G. Adler | USA | 46 | Virgin Vision Australia | O (horror) | 9.5.89 |
| <i>Home Sweet Home</i> | W. Sear | USA | 94 | Filmpac Holdings | V (i-m-g) L (i-m-g) S (i-m-g)/ OCCASIONAL VIOLENCE AND COARSE LANGUAGE | 9.5.89 |
| <i>Mama Dracula</i> | B. Szulzinger | USA | 92 | Hoyts Distribution | O (nudity, sexual allusions, adult concepts)/ OCCASIONAL NUDITY AND ADULT CONCEPTS | 9.5.89 |
| <i>Mysterious Death of Nina Chereau, The</i> | S. North | France | 94 | Communications and Entertainment | V (i-m-j) | 9.5.89 |
| <i>Parents</i> | B. Palef | USA | 82 | Outland Promotions | O (adult concepts) V (i-m-j)/ ADULT CONCEPTS | 9.5.89 |
| <i>Pet Sematary</i> | R. Rubinstein | USA | 102 | United International Pictures | V (i-m-g) O (horror)/ OCCASIONAL VIOLENCE AND HORROR | 9.5.89 |
| <i>Terror Among Us</i> | J. Brown | USA | 92 | RCA/Columbia Pictures/Hoyts Video | V (i-m-j)/ OCCASIONAL VIOLENCE | 9.5.89 |
| <i>Working Girl</i> | D. Wick | USA | 112 | Fox Columbia Tri Star Films | L (i-m-j) O (sexual allusions, drug use)/ OCCASIONAL COARSE LANGUAGE AND SUGGESTIVE SCENES | 9.5.89 |
| 'R'—Restricted (not to be sold or hired or delivered to minors or displayed in a public place unless container bears prescribed markings) | | | | | | |
| <i>Color Me Amber</i> | Z. Strong | USA | 64 | Movie Warehouse | S (f-m-g)/ COMPLETELY CONCERNED WITH SEX | 9.5.89 |
| <i>Cyborg</i> | M. Golan/ Y. Globus | USA | 85 | Hoyts Distribution | V (f-m-g)/ VERY FREQUENT VIOLENCE | 10.5.89 |
| <i>Debbie Does 'Em All/Maximum Head (edited version)</i> | S. Norvell/The Pink Sisters | USA | 90 | Video Excellence | S (f-m-g) | 9.5.89 |
| <i>Kiss, The</i> | P. Densham/ J. Watson | USA | 95 | Fox Columbia Tri Star Films | V (i-m-g) S (i-m-g)/ OCCASIONAL VIOLENCE AND SEXUAL ACTIVITY | 9.5.89 |

| <i>Title</i> | <i>Producer</i> | <i>Country</i> | <i>Submitted length (mins)</i> | <i>Applicant</i> | <i>Reason/ advice</i> | <i>Date of certificate</i> |
|--|-----------------|------------------------|------------------------------------|--|--|--------------------------------|
| <i>Other Side of Pleasure, The (edited version)</i> | B. Aryana | USA | 60 | Helkden | S (f-m-g)/ COMPLETELY CONCERNED WITH SEX | 9.5.89 |
| <i>Times Sq. Cum's Alive</i> | V. Benedetti | USA | 59 | Palace Entertainment Corporation | S (f-m-g) L (f-m-g) | 21.4.89 |
| X—Extra Restricted (not to be sold or hired or delivered to minors or displayed except in a restricted publications area and bearing prescribed markings) | | | | | | |
| <i>Extreme Close-up</i> | A. Linn | USA | 78 | Leisuremail | S (f-h-g)/ CONTAINS SEXUALLY EXPLICIT MATERIAL | 9.5.89 |
| <i>Paul Thomas's Romeo and Juliet Part II</i> | C. Farnsworth | USA | 79 | Leisuremail | S (f-h-g)/ CONTAINS SEXUALLY EXPLICIT MATERIAL | 9.5.89 |
| <i>Sex-Exzesse- Intim</i> | Not shown | France/West Germany | 72 | Leisuremail | S (f-h-g)/ CONTAINS SEXUALLY EXPLICIT MATERIAL | 9.5.89 |
| Refused Classification | | | | | | |
| <i>Bad Taste</i> | P. Jackson | New Zealand | 88 | CBS/Fox Video | V (f-h-g) | 9.5.89 |

COMMONWEALTH OF AUSTRALIATRADE PRACTICES ACT 1974

I, LIONEL FROST BOWEN, Attorney-General of the Commonwealth of Australia, appoint under section 8A of the Trade Practices Act 1974 ROBIN CAMPBELL DAVEY to be an associate member of the Trade Practices Commission for a period of five years on the condition that he participate only in those matters before the Commission which relate directly or indirectly, to the telecommunications industry, any sector of that industry, or any participant in that industry.


DATED this

10th

day of

May

1989


Attorney-General

N.N.-8943549

Community Services and Health

COMMONWEALTH OF AUSTRALIA
NATIONAL HEALTH ACT 1953
PHARMACEUTICAL BENEFITS
DETERMINATION UNDER SECTION 85B

I, PETER RICHARD STAPLES, Minister of State for Housing and Aged Care, for and on behalf of the Minister of State for Community Services and Health, pursuant to section 85B of the National Health Act 1953 (referred to in this Determination as "the Act"), hereby make the following Determination:

1. This Determination shall come into effect on the first day of June 1989.
2. The Determination under section 85B of the Act made on 11 November 1987 with effect from 1 January 1988 as amended is hereby revoked.
3. Section 85B of the Act applies in relation to each pharmaceutical benefit specified in Part A of the Schedule to this Determination (referred to in this Determination as "the Schedule").
4. For the purposes of paragraph 85B (c) of the Act, the amount that is, for the purposes of Part VII of the Act, to be taken to be the special patient contribution in relation to each pharmaceutical benefit specified in Part A of the Schedule is the amount specified in Part B of the Schedule in relation to the pharmaceutical benefit.
5. For the purposes of paragraph 85B (d) of the Act, the amount that is, for the purposes of Part VII of the Act, to be taken to be the manufacturer's price for sales to approved pharmacists in relation to each pharmaceutical benefit specified in Part A of the Schedule is the amount specified in Part C of the Schedule in relation to the pharmaceutical benefit.

THE SCHEDULE

| PART A | | | PART B | PART C |
|---|--|---|------------------------------|--------------------------------|
| PHARMACEUTICAL BENEFIT | | | | |
| Drug or Medicinal Preparation | Form (strength, type, size, etc.) | Manufacturer | Special Patient Contribution | Manufacturer's Price for Sales |
| Bleomycin Sulphate with any determined brand of Water for Injections or other solvent | Injections, 15 mg (base) (with required solvent), 10 | Bristol Laboratories Pty Ltd | \$643.06 | \$1,112.23 |
| Clomiphene Tablets B.P. | 50 mg, 5 | Merrell Dow Pharmaceuticals Australia Pty Ltd | \$32.00 | \$21.19 |

Dated this *seventeenth* day of *April* 1989.



PETER STAPLES
MINISTER OF STATE FOR HOUSING AND AGED CARE
FOR AND ON BEHALF OF THE MINISTER OF STATE
FOR COMMUNITY SERVICES AND HEALTH

Employment, Education and Training**AUSTRALIAN MARITIME COLLEGE****STATUTE NO. 8****ELECTION OF THE NON-TEACHING STAFF MEMBER OF COUNCIL STATUTE**

Citation


1. This Statute may be cited as the Election of Non Teaching Staff Member of Council Statute.

Rules relating to
election of Non
Teaching Staff
Member


2. The Council may make rules, not inconsistent with the Act or a Statute, with respect to the election of the non teaching staff member by the non teaching staff of the College (including the election of a person to fill a casual vacancy in the office of the non teaching staff member) and, for the purposes of such an election -

- (a) the persons who are to be regarded as non teaching staff of the College; and
- (b) the determination of questions arising in relation to the conduct or result of that election.

Given under the Seal of the Australian Maritime College



Principal



Academic Registrar


I, the Governor-General, in and over the Commonwealth of Australia, acting with the advice of the Federal Executive Council, hereby approve the foregoing Statute.

DATED this twenty-seventh day of April 19 89



Governor-General

By His Excellency's command,



Minister of State for Employment
Education and Training

18 APR 1989

N.N.-8943551

DEPARTMENT OF EMPLOYMENT, EDUCATION AND TRAINING

HIGHER EDUCATION FUNDING ACT 1988

Factor to Index Taxable Income Levels
for Repayment of HEC Debt

I, Bruce Milligan, delegate of the Minister of State for Employment, Education and Training, pursuant to sub-section 68(9) of the Higher Education Funding Act 1988 hereby notify that 1.072 is the factor to be used for the financial year 1989/90 to index the taxable income levels above which a student is required to repay an accumulated HEC debt.

Accordingly, minimum, intermediate and maximum taxable income levels for 1989/90 are \$23,582, \$26,798 and \$37,518 respectively.

Dated this 30th day of June 1989.



N.N.-8943552

Industrial Relations

AUSTRALIAN INDUSTRIAL RELATIONS
COMMISSION

Industrial Relations Act 1988

NOTICE UNDER SUB-SECTION 142 (4) IN
RELATION TO VARIATION OF A COMMON RULE

In the matter of:

STOREMEN AND PACKERS (A.C.T.) AWARD 1978

C No. 33549 of 1988

Dated this 3rd day of April 1974.

And in the matter of the variation of the above award

Notice is hereby given:

- (a) That on 22 May 1989, the Commission varied the term/s of the above-mentioned award referred to in the Schedule below;
- (b) that the variation will be a common rule of the Australian Capital Territory in the industry in respect of which the dispute arose with effect from 29 March 1989; and
- (c) that any person or organisation interested and having an objection to the variation binding that person or organisation and wanting to be heard in relation to the abovementioned variation is invited to lodge with the Commission a notice of that objection.

A copy of the award may be inspected at the Australian Industrial Registry at Level 4, CML Building, University Avenue, Canberra.

SCHEDULE OF TERMS TO BE VARIED

| Clause No. | Subject | Substance of variation |
|------------|--------------------------------|------------------------|
| | S73 V.34 PRINT NO. H8096 | |
| 14 | Hours of work | Hours of work |
| 14A | Implementation of 38 hour week | Hours of work |
| 23 | Sick leave | Hours of work |
| 8 | Part-time employees | Hours of work |

Dated this 1st day of June 1989.

ALAN NAYLOR
Registrar

N.N.—8943507

AUSTRALIAN INDUSTRIAL RELATIONS
COMMISSION

Industrial Relations Act 1988

NOTICE UNDER SUB-SECTION 142 (4) IN
RELATION TO VARIATION OF A COMMON RULE

In the matter of:

CLERKS (A.C.T.) AWARD 1985

C No. 90319 of 1988

Dated this 4th day of September 1985.

And in the matter of the variation of the above award

Notice is hereby given:

- (a) That on 22 May 1989, the Commission varied the term/s of the above-mentioned award referred to in the Schedule below;
- (b) that the variation will be a common rule of the Australian Capital Territory in the industry in respect of which the dispute arose with effect from 8 February 1989; and

- (c) that any person or organisation interested and having an objection to the variation binding that person or organisation and wanting to be heard in relation to the abovementioned variation is invited to lodge with the Commission a notice of that objection.

A copy of the award may be inspected at the Australian Industrial Registry at Level 4, CML Building, University Avenue, Canberra.

SCHEDULE OF TERMS TO BE VARIED

| Clause No. | Subject | Substance of variation |
|------------|--------------------------|---|
| | C68 V.46 PRINT NO. H8166 | |
| 29 | Exemptions | Exemption for Canberra Building Society |

Dated this 1st day of June 1989.

ALAN NAYLOR
Registrar

N.N.—8943508

AUSTRALIAN INDUSTRIAL RELATIONS
COMMISSION

Industrial Relations Act 1988

NOTICE UNDER SUB-SECTION 142 (4) IN
RELATION TO VARIATION OF A COMMON RULE

In the matter of:

TRANSPORT WORKERS (SUPERANNUATION)
CONSOLIDATED AWARD 1987

C No. 1545 of 1985

Dated this 7th day of December 1987.

And in the matter of the variation of the above award

Notice is hereby given:

- (a) That on 26 May 1989, the Commission varied the term/s of the above-mentioned award referred to in the Schedule below;
- (b) that the variation will be a common rule of the Australian Capital Territory in the industry in respect of which the dispute arose with effect from 1 June 1989; and
- (c) that any person or organisation interested and having an objection to the variation binding that person or organisation and wanting to be heard in relation to the abovementioned variation is invited to lodge with the Commission a notice of that objection.

A copy of the award may be inspected at the Australian Industrial Registry at Level 4, CML Building, University Avenue, Canberra.

SCHEDULE OF TERMS TO BE VARIED

| Clause No. | Subject | Substance of variation |
|------------|----------------------------|------------------------|
| | T171 V.7 PRINT NO. H8176 | |
| Award | Roping in Award No. 1 1989 | Responsency |

Dated this 1st day of June 1989.

ALAN NAYLOR
Registrar

N.N.—8943509

Industry, Technology and Commerce

COMMONWEALTH OF AUSTRALIA CUSTOMS ACT 1901

NOTICE OF FAIR RATES OF EXCHANGE

I, BARRY ALEXANDER HARALDSON, delegate of the Comptroller-General of Customs, hereby specify, pursuant to paragraph (a) of sub-section 161B(2) of the *Customs Act 1901* that the rates of exchange specified in Columns 3 to 7 of the Schedule hereunder are fair rates of exchange for the conversion of the foreign currencies of countries specified opposite in Columns 1 and 2 into Australian dollars on the dates under which the specified rates of exchange appear for the purposes of Division 2 of Part VIII of the *Customs Act 1901*.

| <u>SCHEDULE</u> | | (Foreign Currency = AUS \$1) | | | | |
|-----------------|---------------------|------------------------------|------------------|------------------|------------------|------------------|
| Column 1 | Column 2 | Column 3 | Column 4 | Column 5 | Column 6 | Column 7 |
| Country | Foreign Currency | Date 24/05/89 | Date 25/05/89 | Date 26-28/05 | Date 29/05/89 | Date 30/05/89 |
| AUSTRIA | Schillings | 10.5400 | 10.6500 | 10.6100 | 10.3500 | 10.5000 |
| BELGIUM/LUX | Francs | 31.4100 | 31.7200 | 31.6000 | 30.7800 | 31.3000 |
| BRAZIL | Cruzado | 0.8485 | 0.8591 | 0.8657 | 0.8444 | 0.8512 |
| CANADA | Dollar | 0.8952 | 0.9113 | 0.9184 | 0.8846 | 0.8939 |
| CHINA | New Yuan | 2.7708 | 2.8053 | 2.8268 | 2.7307 | 2.7530 |
| DENMARK | Kroner | 5.8381 | 5.8995 | 5.8666 | 5.7319 | 5.8109 |
| FIJI | Dollars | 1.1299 | 1.1440 | 1.1528 | 1.1135 | 1.1303 |
| FINLAND | Marks | 3.3442 | 3.3727 | 3.3603 | 3.2751 | 3.3207 |
| FRANCE | Francs | 5.0804 | 5.1308 | 5.1026 | 4.9822 | 5.0486 |
| GERMANY | Deutschmarks | 1.5013 | 1.5138 | 1.5059 | 1.4766 | 1.4954 |
| GREECE | Drachmas | 126.0600 | 128.3300 | 128.1900 | 125.4800 | 127.0900 |
| HONG KONG | Dollars | 5.8029 | 5.8797 | 5.9245 | 5.7207 | 5.7678 |
| INDIA | Rupees | 12.1607 | 12.3350 | 12.4087 | 11.9200 | 12.0600 |
| INDONESIA | Rupiahs | 1318.0000 | 1335.0000 | 1345.0000 | 1299.3800 | 1310.0000 |
| IRELAND | Pounds | 0.5589 | 0.5653 | 0.5638 | 0.5505 | 0.5586 |
| ISRAEL | Shekel | 1.3971 | 1.4424 | 1.4497 | 1.3997 | 1.4211 |
| ITALY | Lire | 1086.8600 | 1096.6300 | 1089.7500 | 1063.3600 | 1077.6500 |
| JAPAN | Yen | 106.4400 | 107.3500 | 107.1300 | 104.8900 | 106.3100 |
| KOREA | Won | 495.8400 | 502.0200 | 505.8200 | 488.5200 | 492.5000 |
| MALAYSIA | Dollars | 2.0088 | 2.0346 | 2.0485 | 1.9815 | 2.0091 |
| NETHERLANDS | Guilders | 1.6908 | 1.7064 | 1.6969 | 1.6587 | 1.6806 |
| NEW ZEALAND | Dollars | 1.2548 | 1.2688 | 1.2790 | 1.2637 | 1.2748 |
| NORWAY | Kroner | 5.3889 | 5.4455 | 5.4440 | 5.2956 | 5.3734 |
| PAKISTAN | Rupees | 15.7300 | 15.9300 | 16.0500 | 15.5000 | 15.6308 |
| PNG | Kina | 0.6522 | 0.6579 | 0.6594 | 0.6453 | 0.6508 |
| PHILIPPINES | Pesos | 15.9500 | 16.1500 | 16.4300 | 15.8700 | 16.0000 |
| PORTUGAL | Escudos | 123.4400 | 124.8100 | 124.6200 | 121.3300 | 122.5900 |
| SINGAPORE | Dollars | 1.4573 | 1.4756 | 1.4847 | 1.4391 | 1.4535 |
| SOLOMON IS. | Dollars | 1.7296 | 1.7547 | 1.7520 | 1.6955 | 1.7093 |
| SOUTH AFRICA | Rand | 2.0536 | 2.0861 | 2.0964 | 2.0226 | 2.0564 |
| SPAIN | Pesetas | 93.3500 | 94.4600 | 94.0700 | 92.6400 | 94.6900 |
| SRI LANKA | Rupees | 25.4600 | 25.7700 | 25.9500 | 25.0700 | 25.2700 |
| SWEDEN | Kroner | 5.0414 | 5.0822 | 5.0709 | 4.9431 | 5.0069 |
| SWITZERLAND | Francs | 1.3369 | 1.3416 | 1.3223 | 1.2906 | 1.3062 |
| TAIWAN | Dollars | 19.4100 | 19.5500 | 19.7000 | 19.1500 | 19.3600 |
| THAILAND | Bahts | 19.3300 | 19.5700 | 19.6800 | 19.0000 | 19.2100 |
| UK | Pounds | 0.4779 | 0.4793 | 0.4776 | 0.4690 | 0.4754 |
| US | Dollars | 0.7463 | 0.7556 | 0.7614 | 0.7355 | 0.7415 |

B.A. HARALDSON
Delegate of the
Comptroller-General of Customs
CANBERRA A.C.T.
31/05/89

Customs Act 1901
Notice Under Section 17(b)
Notice No: NT 09

I, JOHN PAUL KERLIN, pursuant to a delegation under S.4(2) of the Customs Administrative (Transitional Provisions and Consequential Amendments) Act 1985 and under a power to revoke S.17(b) of the Customs Act 1901 hereby:

revoke the appointment of the place known as Territory Stevedoring Services that was contained in Customs Appointment Notice No. 87/01 and which appeared in the Commonwealth of Australia Gazette No.4 of 1987.

Dated this 29th day of May 1989


Regional Manager Barrier Control

N.N.-8943554

ANTI-DUMPING AUTHORITY

NOTICE OF INQUIRY

INTO

SPARK IGNITION PISTON ENGINED OUTBOARD
MOTORS OF 0.93 KW (1.2 HP) TO 168 KW (225 HP)

The Australian Customs Service has made a preliminary finding that there are sufficient grounds for the publication of dumping duty notices sought in respect of imports of spark ignition piston engined outboard motors of 0.93 kw (1.2hp) to 168 kw (225hp) from Belgium, Japan and the United States of America

The Australian Customs Service, acting under section 269TD(2) of the Customs Act, has now referred the question whether the publication of the notices sought is so justified to the Authority. The commencement date for the inquiry is 7 June 1989 and the Authority will report to the Minister no later than 29 September 1989.

Interested parties are invited to make submissions to the Authority as soon as possible, but certainly not later than 17 July 1989. Preferably, submissions should address specific matters raised in the Australian Customs Service report on its preliminary finding. Copies of that report can be obtained from the Office Manager, Dumping Control, Australian Customs Service, Canberra by telephoning (062) 756060.

Following receipt of submissions, it is likely that a meeting of parties will be arranged to explore issues raised. After that meeting a further opportunity will be afforded parties to make submissions to the Authority on these issues.

The Authority has adopted the "public file" system used by Customs and explained in Australian Customs Notice 87/169. Briefly, this means that a submission containing confidential information should be accompanied by another version, omitting the confidential material but containing a non-confidential summary, which can be made available to other parties to the inquiry. Three copies of each version are required.

For further information regarding this inquiry please telephone Peter Toohey on Canberra (062) 76 1641.

N.N.-8943555

Social Security**COMMONWEALTH OF AUSTRALIA**
Social Security Act 1947**NOTICE UNDER SUB-SECTION 12F(6)**

I, Derek Volker, Secretary of the Department of Social Security, do hereby give notice in accordance with sub-section 12F(6) of the Social Security Act 1947 (the Act), that I have determined in accordance with sub-section 12F(1) of the Act that the current annual rate of return in relation to the market-linked investments included in each investment product nominated in column B below and managed by the fund manager specified in column A below is the percentage specified in column C below. This determination takes effect in accordance with sub-section 12F(5) of the Act on the date specified in column D below.

SCHEDULE

| A Fund | B Investment Product | C % | D Date |
|-----------------------------------|--|-----|---------|
| Australian American Assurance | Ordinary Capital Secured - Fund No 4, | 3.4 | 24/4/89 |
| Australian American Assurance | Ordinary Managed Discretionary - Fund No 3, Series 1 | 0 | 24/4/89 |
| Australian American Assurance | Ordinary Managed Discretionary- Fund No 3, Series II | 9.7 | 24/4/89 |
| SBC Australia Fund Management Ltd | Swiss International Trust | 0 | 25/1/89 |
| Legal and General | Umbrella Financial Plan Managed Investment Units | 4.8 | 10/2/89 |
| Legal and General | Investment Growth Bond - Managed Fund | 4.7 | 17/1/89 |
| Legal and General | Investment Growth Bond - International Fund | 6.7 | 17/1/89 |
| Legal and General | Roll-over Investment Growth Bond - International Fund | 5.1 | 17/1/89 |
| Legal and General | Umbrella Financial Plan International Initial Units | 0.8 | 10/2/89 |
| Legal and General | Umbrella Financial Plan International Investment Units | 6.7 | 10/2/89 |
| Legal and General | Umbrella Investment Plan International Fund | 6.7 | 17/1/89 |
| Legal and General | Umbrella Investment Plan Managed Fund | 4.7 | 17/1/89 |
| Legal and General | Umbrella Financial Plan Managed Initial Units | 0 | 10/2/89 |

| | | | |
|-------------------------------|---|------|---------|
| Amev Life Assurance Co Ltd | Navigator Roda Sharemarket Fund | 9.26 | 19/1/89 |
| Amev Life Assurance Co Ltd | Navigator Investment Bond - Property Fund | 4.36 | 19/1/89 |
| Amev Life Assurance Co Ltd | Navigator Investment Bond - Sharemarket Fund | 6.09 | 19/1/89 |
| Amev Life Assurance Co Ltd | Navigator Investment Bond - Managed Fund | 2.45 | 19/1/89 |
| Amev Life Assurance Co Ltd | Navigator Roda Managed Fund | 4.28 | 19/1/89 |
| Union Management Ltd | Union Approved Deposit Fund No 1 | 0 | 12/4/89 |
| Friends Provident Life Office | Managed Access Bond - Property Plus | 3.6 | 7/4/89 |
| Friends Provident Life Office | Managed Access Bond - Ethical Fund | 6.15 | 7/4/89 |
| Friends Provident Life Office | Managed Access Bond - International Fund | 0 | 7/4/89 |
| Friends Provident Life Office | Multibond Series 1 Deferred Annuity - Managed Fund | 9.55 | 7/4/89 |
| Friends Provident Life Office | Multibond Series 1 Savings - Managed Fund | 5.01 | 7/4/89 |
| Friends Provident Life Office | Managed Annuity Option Bond - Mixed Fund | 4.75 | 7/4/89 |
| Friends Provident Life Office | Managed Annuity Option Bond - Property Plus Fund | 5.08 | 7/4/89 |
| Friends Provident Life Office | Managed Annuity Option Bond - Ethical Fund | 6.47 | 7/4/89 |
| Friends Provident Life Office | Managed Annuity Option Bond - International Fund | 0 | 7/4/89 |
| Friends Provident Life Office | Managed Access Bond - Mixed Fund | 3.92 | 7/4/89 |
| MLC Life Ltd | MLC Five Star Investment Bond - The Balanced Option | 5.9 | 22/2/89 |
| MLC Life Ltd | MLC Five Star Investment Bond - The Property Trust Option | 0 | 22/2/89 |
| MLC Life Ltd | MLC Five Star Investment Roll-Over - The Balanced Option | 8.4 | 22/2/89 |
| MLC Life Ltd | MLC Five Star Investment Bond - The International Equity Option | 2.7 | 22/2/89 |
| MLC Life Ltd | MLC Five Star Investment Roll-over - The Property Trust Option | 0 | 22/2/89 |
| MLC Life Ltd | MLC Five Star Investment Investment Roll-over - The International Equity Option | 4.5 | 22/2/89 |

| | | | |
|--|--|-------|--------|
| Jardine Fleming Australia Management Ltd | Jardine Fleming Multicurrency Income Trust | 0 | 5/4/89 |
| National Mutual Assets Management Ltd | Equity Imputation Fund - No 1 | 10.74 | 3/2/89 |
| National Mutual Assets Management Ltd | Professional Investors Fund - No 2 | 3.4 | 3/2/89 |
| National Mutual Assets Management Ltd | Professional Investors Fund - No 3 | 8.87 | 3/2/89 |
| National Mutual Assets Management Ltd | Gold Fund - No 1 | 0 | 3/2/89 |
| National Mutual Assets Management Ltd | World Growth Fund - No 1 | 0 | 3/2/89 |
| National Mutual Assets Management Ltd | Composite Fund - No 1 | 0.5 | 3/2/89 |

31 May 1989



Derek Volker
Secretary
Department of Social Security

N.N.-8943556

Transport and Communications

AUSTRALIAN BROADCASTING TRIBUNAL *Broadcasting Act 1942*

DECISION BY THE AUSTRALIAN BROADCASTING TRIBUNAL

Inquiry File: IO/89/66

The Australian Broadcasting Tribunal consents, pursuant to section s89A (1) of the *Broadcasting Act 1942*, to authorise The Eagle Ltd to admit Albany Broadcasters Ltd to participate in any of the benefits of the licences or to exercise any of the powers or authorities granted by the licences of commercial radio services 6BY and 6WB. Tribunal consent for participation in any of the benefits of the licences or to exercise any of the powers or authorities granted by the licences will terminate upon the sale of Elldale Pty Ltd, which event will take place after the Tribunal has approved the transfer to Elldale Pty Ltd of the 6BY and 6WB licences, or will terminate on 30 June 1989, whichever date is the earlier.

The application, related documents and the Tribunal's reasons for decision may be inspected at the Tribunal's office at 76 Berry Street, North Sydney, or by arrangement at the Tribunal's State Offices, during normal business hours.

Contact officer Terri Hygate

Telephone (02) 959 7865

N.N.—8943510

AUSTRALIAN BROADCASTING TRIBUNAL

Broadcasting Act 1942

DECISION BY THE AUSTRALIAN BROADCASTING TRIBUNAL

Inquiry File: IO/89/106

The Australian Broadcasting Tribunal has approved, pursuant to section 92FAA of the *Broadcasting Act 1942*, the acquisition by Franley Securities Pty Ltd of 200,000 shares in the capital of Cordera Holdings Pty Ltd.

The application, related documents and the Tribunal's reasons for decision may be inspected at the Tribunal's office at 76 Berry Street, North Sydney, or by arrangement at the Tribunal's State Offices, during normal business hours.

Contact officer Sharon Burden

Telephone (02) 959 7867

N.N.—8943511

Treasurer**Australian Banking Statistics****All Banks**

FIGURES ARE COMPILED FROM RETURNS SUPPLIED TO THE RESERVE BANK UNDER SECTIONS 52 AND 53 OF THE BANKING ACT 1959 BY BANKS AUTHORISED UNDER THAT ACT, AND VOLUNTARILY BY STATE BANKS.

LIABILITIES

AVERAGES OF THE LIABILITIES WITHIN AUSTRALIA OF EACH BANK AT THE CLOSE OF BUSINESS ON WEDNESDAYS 1, 8, 15, 22 AND 29 MARCH 1989
(\$ million)

| Bank | Deposits repayable in Australia | | | | | Total deposits | Other borrowings | Bill acceptance liabilities | All other liabilities | Total Australian dollar liabilities | Foreign currency liabilities | Total liabilities (excluding share-holders' funds) |
|--|---------------------------------|------------------------------|-------------------------------------|-------------------------|--------|----------------|------------------|-----------------------------|-----------------------|-------------------------------------|------------------------------|--|
| | Current bearing interest | Current not bearing interest | Term and at call (excluding C.D.'s) | Certificates of deposit | Other | | | | | | | |
| Advance Bank | 229 | - | 2 188 | 447 | 1 677 | 4 541 | 72 | 95 | 322 | 5 031 | 26 | 5 057 |
| Civic Advance Bank | 40 | - | 311 | 71 | 149 | 571 | - | - | 19 | 590 | - | 590 |
| ANZ Banking Group | 757 | 4 381 | 7 943 | 1 365 | - | 14 446 | 477 | 14 137 | 785 | 29 844 | 1 043 | 30 887 |
| ANZ Savings Bank | 91 | 2 | 68 | 125 | 5 064 | 5 350 | 41 | - | 65 | 5 456 | - | 5 456 |
| Australian Bank | 78 | 4 | 62 | 98 | - | 242 | 21 | 68 | 2 | 332 | 7 | 339 |
| Australian Resources Dev. Bank | - | - | 222 | - | 3 | 225 | 36 | - | 5 | 266 | 63 | 329 |
| Bank of America | 4 | 8 | 195 | 61 | - | 268 | 27 | 154 | 9 | 458 | 22 | 480 |
| Bank of China | 6 | - | 11 | - | - | 17 | 54 | - | 2 | 72 | 42 | 114 |
| Bank of New Zealand | 302 | 58 | 651 | 93 | - | 1 104 | 134 | 1 008 | 28 | 2 274 | 180 | 2 454 |
| BNZ Savings Bank | - | - | 0 | - | 71 | 71 | - | - | 0 | 72 | - | 72 |
| Bank of Queensland | 22 | 39 | 102 | 21 | - | 184 | 4 | 38 | 9 | 235 | 0 | 235 |
| Bank of Qld Savings Bank | 149 | - | - | 23 | 140 | 313 | 24 | - | 4 | 341 | - | 341 |
| Bank of Singapore | 10 | - | 126 | 189 | - | 324 | 11 | 4 | 89 | 429 | 71 | 500 |
| Bank of Tokyo | 3 | 14 | 124 | 87 | 17 | 245 | 26 | 87 | 18 | 376 | 149 | 525 |
| Bankers Trust | - | 26 | 242 | 32 | - | 300 | 146 | 145 | 99 | 692 | 373 | 1 065 |
| Banque Nationale de Paris | 4 | 34 | 297 | 249 | - | 584 | 40 | 468 | 5 | 1 097 | 300 | 1 397 |
| Barclays Bank | 63 | 10 | 339 | 140 | 1 | 554 | 40 | 451 | 227 | 1 271 | 250 | 1 521 |
| Challenge Bank | 135 | - | 840 | 360 | 1 005 | 2 340 | 23 | 101 | 141 | 2 605 | 112 | 2 717 |
| Chase AMP Bank | 186 | 17 | 649 | 171 | 129 | 1 152 | 226 | 483 | 95 | 1 956 | 561 | 2 517 |
| Citibank | 19 | 36 | 66 | 375 | - | 496 | 133 | 816 | 303 | 1 748 | 592 | 2 340 |
| Citibank Savings | 25 | - | 994 | 408 | 7 | 1 434 | 332 | - | 44 | 1 810 | - | 1 810 |
| Commonwealth Bank | 688 | 3 351 | 5 979 | 163 | - | 10 181 | 208 | 8 357 | 861 | 19 607 | 2 889 | 22 496 |
| Commonwealth Savings Bank | 462 | 32 | 2 270 | - | 14 129 | 16 894 | 152 | - | 1 182 | 18 229 | - | 18 229 |
| Commonwealth Dev. Bank | - | - | 346 | 1 081 | - | 1 428 | 331 | - | 21 | 1 779 | - | 1 779 |
| Deutsche Bank | - | 18 | 261 | 7 | - | 286 | 35 | 9 | 5 | 334 | 182 | 517 |
| HongKongBank | 104 | 1 | 374 | 444 | - | 923 | 131 | 356 | 117 | 1 527 | 428 | 1 954 |
| IBJ Australia Bank | 9 | 0 | 96 | 152 | 0 | 258 | 12 | 8 | 6 | 284 | 344 | 628 |
| Lloyds Bank | 19 | 2 | 116 | 287 | - | 423 | 90 | 21 | 38 | 573 | 303 | 876 |
| Macquarie Bank | 80 | 68 | 136 | 174 | - | 458 | 101 | 0 | 185 | 745 | 83 | 828 |

| Bank | Deposits repayable in Australia | | | | | | Bill acceptance liabilities | All other liabilities | Total Australian dollar liabilities | Foreign currency liabilities | Total liabilities (excluding shareholders' funds) | |
|---|---------------------------------|------------------------------|-------------------------------------|-------------------------|--------|----------------|-----------------------------|-----------------------|-------------------------------------|------------------------------|---|---------|
| | Current bearing interest | Current not bearing interest | Term and at call (excluding C.D.'s) | Certificates of deposit | Other | Total deposits | | | | | | |
| Metway Bank | 169 | — | 595 | — | 490 | 1 254 | 16 | — | 46 | 1 316 | — | 1 316 |
| Mitsubishi Bank | 8 | 0 | 210 | 113 | 1 | 332 | 19 | 23 | 34 | 408 | 139 | 547 |
| National Australia Bank | 1 348 | 3 220 | 9 751 | 315 | 33 | 14 667 | 464 | 10 629 | 587 | 26 347 | 3 163 | 29 509 |
| National Aust. Savings Bank | 37 | 1 | 2 393 | 287 | 5 271 | 7 989 | 657 | — | 43 | 8 689 | — | 8 689 |
| National Mutual Royal Bank | 82 | 2 | 154 | 369 | — | 607 | 33 | 874 | 96 | 1 610 | 174 | 1 784 |
| NMR Savings Bank | 150 | 3 | 1 651 | — | 194 | 1 998 | — | — | 202 | 2 199 | — | 2 199 |
| NatWest Australia Bank | 25 | 11 | 411 | 29 | — | 475 | 233 | 402 | 84 | 1 194 | 50 | 1 245 |
| Savings Bank of Tasmania | 6 | 35 | 158 | 58 | 222 | 479 | — | — | 7 | 486 | — | 486 |
| Standard Chartered Bank | 21 | — | 398 | 26 | 0 | 446 | 37 | 312 | 24 | 819 | 97 | 916 |
| State Bank of NSW | 549 | 219 | 3 602 | 236 | — | 4 605 | 253 | 2 235 | 977 | 8 070 | 622 | 8 691 |
| State Bank of SA | 193 | 88 | 884 | 1 175 | 1 | 2 341 | 206 | 1 694 | 235 | 4 475 | 1 834 | 6 310 |
| SBSA Savings Bank Division | 1 280 | 37 | 226 | — | 48 | 1 590 | 901 | — | — | 2 491 | — | 2 491 |
| State Bank Victoria | 1 610 | 969 | 2 762 | 2 587 | 3 988 | 11 916 | 197 | 2 212 | 503 | 14 829 | 1 146 | 15 975 |
| Tasmania Bank | 23 | 32 | 327 | — | 333 | 715 | — | — | 19 | 733 | — | 733 |
| Rural & Industries Bank of WA | 120 | 337 | 1 411 | 1 342 | 9 | 3 220 | 28 | 330 | 155 | 3 733 | 338 | 4 071 |
| R & I Savings Bank Division | 27 | — | 154 | — | 1 036 | 1 217 | — | — | 49 | 1 265 | — | 1 265 |
| Primary Industry Bank | — | — | 140 | 4 | — | 144 | 45 | — | 29 | 218 | 409 | 628 |
| Westpac Banking Corporation | 1 688 | 4 966 | 10 178 | 2 348 | 1 038 | 20 219 | 897 | 8 157 | 2 218 | 31 490 | 4 904 | 36 394 |
| Westpac Savings Bank | 504 | 1 | 1 110 | 0 | 10 007 | 11 623 | — | — | 177 | 11 800 | — | 11 800 |
| TOTAL | 11 325 | 18 022 | 61 526 | 15 514 | 45 060 | 151 448 | 6 912 | 53 674 | 10 169 | 222 203 | 20 896 | 243 100 |

Note: Any discrepancies between totals and sums of components are due to rounding. '0' indicates figures have been rounded to zero, while '-' indicates that no amount has been entered for that particular item.

ASSETS
AVERAGES OF THE ASSETS WITHIN AUSTRALIA OF EACH BANK AT THE CLOSE OF BUSINESS ON WEDNESDAYS, 1, 8, 15 22 AND 29 MARCH 1989
(\$ million)

| Bank | Coin, Australian notes and Cash with Reserve Bank | Non- callable Deposits with Reserve Bank | Public Sector Securities | | | Deposits and Placements with and Loans to financial intermediaries | | | | Other lending | | Client's commit- ments arising from bill acceptances | All other assets | Total Australian dollar assets | Foreign currency assets | Total assets |
|--|--|---|--|-------|-------|---|----------------------|-------|-----------|---------------|----------------------|---|---------------------|---|-------------------------------|-----------------|
| | | | Commonwealth Government Securities | | | Authorized dealers | | | | Total | of which: housing | | | | | |
| | | | Treasury Notes | Other | Other | Banks | Secured by C.G.S. | | Other (a) | | | | | | | |
| | | | | | | | Secured by C.G.S. | Other | | | | | | | | |
| | | | | | | | | | | | | | | | | |
| Advance Bank | 20 | 8 | 37 | 565 | 189 | 201 | 42 | 13 | - | 3 671 | 1 981 | 95 | 518 | 5 360 | 14 | 5 374 |
| Civic Advance Bank | 1 | - | - | 60 | 4 | 59 | 5 | - | - | 476 | 297 | - | 18 | 624 | - | 624 |
| ANZ Banking Group | 189 | 784 | 794 | 2 207 | 57 | 490 | 53 | 3 | 430 | 11 691 | 154 | 14 127 | 2 738 | 33 563 | 2 097 | 35 660 |
| ANZ Savings Bank | 0 | - | 141 | 410 | 57 | 19 | - | - | - | 5 499 | 4 553 | - | 1 | 6 128 | - | 6 128 |
| Australian Bank | 0 | 5 | 39 | 0 | 0 | 28 | 12 | - | 9 | 223 | 168 | 68 | 24 | 408 | 7 | 414 |
| Australian Resources Dev. Bank | 0 | - | - | - | - | 56 | - | - | - | 217 | - | - | 5 | 279 | 79 | 358 |
| Bank of America | 0 | 4 | 10 | 31 | 0 | 20 | 29 | - | 8 | 262 | - | 93 | 55 | 513 | 13 | 525 |
| Bank of China | 0 | 1 | 15 | - | - | 61 | 4 | - | 23 | 93 | 1 | - | 11 | 208 | 21 | 228 |
| Bank of New Zealand | 1 | 25 | 99 | 71 | - | 67 | 127 | 1 | 127 | 818 | 25 | 1 008 | 30 | 2 373 | 149 | 2 522 |
| BNZ Savings Bank | - | - | 7 | 1 | 13 | 0 | - | - | - | 49 | 44 | - | 0 | 71 | - | 71 |
| Bank of Queensland | 5 | 6 | 21 | 2 | - | 30 | 3 | - | 15 | 145 | 6 | 38 | 26 | 293 | 0 | 293 |
| Bank of Qld Savings Bank | - | - | - | 33 | - | 1 | - | - | - | 335 | 259 | - | 0 | 369 | - | 369 |
| Bank of Singapore | 0 | 12 | 9 | 44 | 4 | 7 | 16 | - | 5 | 290 | 7 | 54 | 32 | 473 | 66 | 540 |
| Bank of Tokyo | 0 | 6 | 39 | - | - | 11 | 29 | - | - | 231 | 3 | 87 | 48 | 451 | 132 | 582 |
| Bankers Trust | 0 | 6 | 17 | 93 | 0 | 160 | 126 | - | 12 | 542 | - | 34 | 51 | 1 042 | 80 | 1 121 |
| Banque Nationale de Paris | 1 | 13 | 100 | 19 | - | 76 | 9 | - | 80 | 406 | 18 | 441 | 58 | 1 202 | 100 | 1 302 |
| Barclays Bank | 1 | 16 | 113 | 10 | 5 | 65 | 104 | - | 3 | 707 | 39 | 451 | 120 | 1 596 | 49 | 1 645 |
| Challenge Bank | 5 | 4 | 22 | 87 | 70 | 51 | 184 | - | 75 | 2 143 | 1 904 | 102 | 102 | 2 844 | 33 | 2 876 |
| Chase AMP Bank | 7 | 38 | 169 | - | 107 | 67 | 81 | - | 126 | 897 | 131 | 482 | 103 | 2 076 | 449 | 2 525 |
| Citibank | 2 | 14 | 33 | 20 | 3 | 33 | 202 | 29 | 122 | 437 | - | 816 | 969 | 2 679 | 92 | 2 771 |
| Citibank Savings | - | - | 155 | 10 | - | - | 38 | - | 19 | 1 619 | 1 394 | - | 25 | 1 865 | - | 1 865 |
| Commonwealth Bank | 140 | 493 | 592 | 1 320 | 71 | 399 | - | - | 11 | 10 199 | 78 | 8 325 | 2 099 | 23 649 | 842 | 24 491 |
| Commonwealth Savings Bank | 229 | 178 | 143 | 1 563 | 2 321 | 568 | 135 | 36 | 181 | 12 685 | 10 095 | - | 1 135 | 19 174 | - | 19 174 |
| Commonwealth Dev. Bank | - | - | 10 | 83 | - | 6 | - | - | 34 | 1 904 | - | - | -13 | 2 025 | - | 2 025 |
| Deutsche Bank | 0 | 7 | 36 | 23 | 4 | 65 | 29 | - | 150 | 494 | 0 | 9 | 83 | 899 | 199 | 1 098 |
| HongKongBank | 1 | 12 | 73 | 47 | - | 26 | 77 | - | 61 | 1 281 | 15 | 269 | 126 | 1 971 | 167 | 2 138 |
| IBJ Australia Bank | 0 | 4 | - | 44 | 15 | 21 | 21 | - | 72 | 394 | 1 | 8 | 4 | 584 | 211 | 796 |
| Lloyds Bank | 0 | 6 | 29 | 19 | 2 | 68 | 30 | - | 44 | 548 | 5 | 0 | 44 | 792 | 149 | 940 |
| Macquarie Bank | 0 | 11 | 81 | 14 | 11 | 75 | 26 | - | 26 | 599 | 18 | 0 | 233 | 1 075 | 50 | 1 125 |
| Metway Bank | 5 | 2 | 23 | 82 | 51 | 16 | 42 | - | 28 | 1 152 | 866 | - | 28 | 1 430 | - | 1 430 |
| Mitsubishi Bank | 0 | 4 | 17 | 31 | 19 | 72 | 10 | - | 6 | 418 | 2 | 23 | 5 | 605 | 95 | 700 |
| National Australia Bank | 208 | 787 | 1 093 | 1 356 | 180 | 1 260 | 76 | 12 | 27 | 14 217 | 88 | 10 629 | 2 354 | 32 199 | 1 525 | 33 724 |
| National Aust. Savings Bank | - | - | 139 | 714 | 170 | 1 | - | - | 47 | 8 172 | 5 085 | - | 4 | 9 246 | - | 9 246 |
| National Mutual Royal Bank | 0 | 16 | 111 | 37 | 22 | 54 | 38 | 1 | 58 | 437 | - | 752 | 419 | 1 946 | 82 | 2 028 |
| NMR Savings Bank | 15 | - | 117 | 107 | - | 2 | - | - | 6 | 1 889 | 1 502 | - | 213 | 2 348 | - | 2 348 |
| NatWest Australia Bank | 0 | 23 | 77 | 21 | - | 15 | 79 | - | 65 | 1 201 | 22 | 399 | 160 | 2 039 | 38 | 2 077 |
| Savings Bank of Tasmania | 5 | 1 | 9 | 34 | 96 | 9 | 7 | - | - | 339 | 141 | - | 17 | 515 | - | 515 |
| Standard Chartered Bank | 1 | 16 | 20 | 52 | - | 52 | 21 | - | 13 | 382 | 8 | 312 | 97 | 966 | 78 | 1 044 |

| Bank | Coin, Australian notes and Cash with Reserve Bank | Non- callable Deposits with Reserve Bank | Public Sector Securities | | | Deposits and Placements with and Loans to financial intermediaries | | | | Other lending | | Client's commit- ments arising from bill acceptances | All other assets | Total Australian dollar assets | Foreign currency assets | To assets |
|-------------------------------|--|---|--|-------------------|-------|---|-------|----------------------|-------|---------------|----------------------|---|---------------------|---|-------------------------------|--------------|
| | | | Commonwealth Government Securities | Treasury Notes | Other | Other | Banks | Authorised dealers | | Total | of which: housing | | | | | |
| | | | | | | | | Secured by C.G.S. | Other | | | | | | | |
| | | | | | | | | | | | | | | | | |
| State Bank of NSW | 49 | - | 459 | 417 | 10 | 96 | 119 | - | 138 | 6 746 | 1 111 | 2 235 | 533 | 10 802 | 658 | 11 460 |
| State Bank of SA | 43 | - | 228 | - | 246 | 628 | 56 | - | 444 | 2 896 | - | 843 | 366 | 5 788 | 488 | 6 277 |
| SBSA Savings Bank Division | - | - | - | 346 | - | - | - | - | - | 2 144 | 2 090 | - | - | 2 491 | - | 2 491 |
| State Bank Victoria | 106 | - | 874 | 666 | 393 | 248 | 7 | - | 112 | 9 726 | 5 901 | 2 101 | 1 577 | 15 809 | 575 | 16 384 |
| Tasmania Bank | 11 | - | 2 | 79 | 127 | 27 | 7 | - | - | 481 | 244 | 2 | 41 | 777 | 0 | 777 |
| Rural & Industries Bank of WA | 32 | - | 106 | 417 | 267 | 535 | 72 | 67 | 322 | 2 124 | 41 | 330 | 313 | 4 584 | 176 | 4 761 |
| R & I Savings Bank Division | 1 | - | - | - | 23 | - | - | - | - | 1 026 | 1 017 | - | - | 1 050 | - | 1 050 |
| Primary Industry Bank . . . | 0 | 11 | 3 | 42 | - | 369 | 16 | - | 7 | 388 | 7 | - | 0 | 836 | - | 836 |
| Westpac Banking Corporation | 228 | 809 | 1 890 | 1 797 | 6 | 3 127 | 395 | 100 | 481 | 15 594 | 407 | 8 147 | 5 352 | 37 926 | 1 439 | 39 365 |
| Westpac Savings Bank | 40 | - | 1 252 | 258 | 316 | - | - | - | 40 | 10 421 | 7 832 | - | 126 | 12 454 | - | 12 454 |
| TOTAL | 1 351 | 3 322 | 9 199 | 13 235 | 4 862 | 9 278 | 2 326 | 261 | 3 426 | 138 608 | 47 560 | 52 278 | 20 251 | 258 396 | 10 152 | 268 548 |

(a) Financial intermediaries other than banks and authorised dealers include those registered under the Financial Corporations Act and placed in categories A, B, D, E, F and G, and Cash Management Trusts.

Note: Any discrepancies between totals and sums of components are due to rounding. '0' indicates figures have been rounded to zero, while '-' indicates no amount has been entered for that particular item.

DEPOSITS AND LOANS

AVERAGES OF DEPOSITS AND LOANS OF INDIVIDUAL BANKS IN EACH STATE AND THE TERRITORIES
AT THE CLOSE OF BUSINESS ON WEDNESDAYS 1, 8, 15, 22 AND 29 MARCH 1989

(\$ million)

| | Deposits repayable in Australia | | | | | |
|--|---------------------------------------|---|---|--------|-------------------|------------------|
| Bank | Current bearing interest (a) | Current not bearing interest (a) | Term deposits (including CD's) | Other | Total deposits | Other lending |
| NEW SOUTH WALES (b) | | | | | | |
| Advance Bank | 229 | | 2 187 | 1 666 | 4 081 | 3 294 |
| Civic Advance Bank | 2 | | 15 | 7 | 24 | 49 |
| ANZ Banking Group | 210 | 888 | 3 277 | - | 4 375 | 3 142 |
| ANZ Savings Bank | 2 | | 22 | 1 253 | 1 277 | 1 426 |
| Australian Bank | 78 | 4 | 159 | - | 241 | 188 |
| Australian Resources Dev. Bank | - | - | 103 | 0 | 103 | 69 |
| Bank of America | 3 | - | 155 | - | 158 | 160 |
| Bank of China | 6 | - | 11 | - | 17 | 93 |
| Bank of New Zealand | 123 | 22 | 427 | - | 573 | 522 |
| BNZ Savings Bank | - | - | 0 | 55 | 55 | 36 |
| Bank of Queensland | - | - | - | - | - | - |
| Bank of Qld Savings Bank | - | - | - | - | - | - |
| Bank of Singapore | 7 | - | 34 | - | 40 | 180 |
| Bank of Tokyo | 2 | 12 | 160 | 11 | 184 | 175 |
| Bankers Trust | - | 26 | 243 | - | 269 | 542 |
| Banque Nationale de Paris | 3 | 22 | 338 | - | 363 | 166 |
| Barclays Bank | 44 | 9 | 458 | 1 | 511 | 419 |
| Challenge Bank | - | - | 1 | 213 | 214 | 206 |
| Chase AMP Bank | 91 | 12 | 513 | 50 | 667 | 660 |
| Citibank | 5 | 12 | 48 | - | 65 | 368 |
| Citibank Savings | 16 | - | 933 | 7 | 956 | 660 |
| Commonwealth Bank | 337 | 1 677 | 3 168 | - | 5 182 | 4 953 |
| Commonwealth Savings Bank | 196 | - | 1 033 | 6 206 | 7 435 | 5 836 |
| Commonwealth Dev. Bank | - | - | 1 138 | - | 1 138 | 520 |
| Deutsche Bank | - | 17 | 195 | - | 212 | 344 |
| HongKongBank | 34 | 0 | 115 | - | 149 | 300 |
| IBJ Australia Bank | 2 | 0 | 209 | - | 212 | 227 |
| Lloyds Bank | 14 | 1 | 233 | - | 249 | 328 |
| Macquarie Bank | 31 | 45 | 228 | - | 304 | 380 |
| Metway Bank | - | - | - | - | - | - |
| Mitsubishi Bank | 7 | 0 | 165 | 1 | 173 | 312 |
| National Australia Bank | 481 | 962 | 3 125 | 12 | 4 579 | 4 434 |
| National Aust. Savings Bank | 2 | - | 767 | 1 579 | 2 347 | 2 478 |
| National Mutual Royal Bank | 41 | 1 | 363 | - | 405 | 134 |
| NMR Savings Bank | 90 | - | 1 333 | 169 | 1 591 | 1 322 |
| NatWest Australia Bank | 15 | 10 | 353 | - | 378 | 492 |
| Savings Bank of Tasmania | - | - | - | - | - | - |
| Standard Chartered Bank | 3 | - | 262 | - | 265 | 149 |
| State Bank of NSW | 534 | 212 | 3 794 | - | 4 539 | 6 536 |
| State Bank of SA | - | - | - | - | - | - |
| SBSA Savings Bank Division | - | - | - | - | - | - |
| State Bank Victoria | - | - | - | - | - | - |
| Tasmania Bank | - | - | - | - | - | - |
| Rural & Industries Bank of WA | 4 | 1 | 241 | - | 246 | 198 |
| R & I Savings Bank Division | 0 | - | 2 | 0 | 3 | 3 |
| Primary Industry Bank | - | - | 76 | - | 76 | 200 |
| Westpac Banking Corporation | 666 | 2 505 | 6 788 | 356 | 10 315 | 7 254 |
| Westpac Savings Bank | 184 | - | 476 | 5 949 | 6 609 | 4 553 |
| TOTAL | 3 461 | 6 427 | 33 087 | 17 533 | 60 509 | 53 309 |

(a) All current deposits of savings banks are shown as interest bearing deposits.

(b) Includes Norfolk Island.

Note: Any discrepancies between totals and sums of components are due to rounding. "0" indicates figures have been rounded to zero, while "-" indicates that no amount has been entered for that particular item.

(\$ million)

| Bank | Deposits repayable in Australia | | | | | |
|--|---------------------------------------|---|--|---------------|-------------------|------------------|
| | Current bearing interest (a) | Current not bearing interest (a) | Term deposits (including CDs) | Other | Total deposits | Other lending |
| VICTORIA | | | | | | |
| Advance Bank | 0 | | 342 | 0 | 342 | 113 |
| Civic Advance Bank | — | | — | — | — | 1 |
| ANZ Banking Group | 254 | 2 396 | 3 399 | — | 6 049 | 4 772 |
| ANZ Savings Bank | 58 | | 142 | 1 732 | 1 932 | 1 950 |
| Australian Bank | — | — | — | — | — | 25 |
| Australian Resources Dev. Bank | — | — | 55 | 1 | 56 | 114 |
| Bank of America | 0 | — | 88 | — | 88 | 97 |
| Bank of China | — | — | — | — | — | — |
| Bank of New Zealand | 73 | 6 | 192 | — | 271 | 89 |
| BNZ Savings Bank | — | — | — | 6 | 6 | 4 |
| Bank of Queensland | — | — | — | — | — | — |
| Bank of Qld Savings Bank | — | — | — | — | — | — |
| Bank of Singapore | 3 | — | 281 | — | 284 | 75 |
| Bank of Tokyo | 1 | 2 | 51 | 6 | 61 | 56 |
| Bankers Trust | — | — | 4 | — | 4 | — |
| Banque Nationale de Paris | 0 | 7 | 124 | — | 131 | 168 |
| Barclays Bank | 18 | 1 | 16 | 0 | 36 | 151 |
| Challenge Bank | 33 | | 246 | 199 | 479 | 787 |
| Chase AMP Bank | 34 | 2 | 212 | 25 | 274 | 93 |
| Citibank | 11 | 24 | 20 | — | 55 | 39 |
| Citibank Savings | 1 | | 91 | 0 | 92 | 214 |
| Commonwealth Bank | 116 | 605 | 1 093 | — | 1 813 | 2 022 |
| Commonwealth Savings Bank | 68 | | 384 | 2 982 | 3 434 | 2 904 |
| Commonwealth Dev. Bank | — | — | 168 | — | 168 | 328 |
| Deutsche Bank | — | 0 | 73 | — | 74 | 150 |
| HongKongBank | 40 | 0 | 674 | — | 714 | 815 |
| IBJ Australia Bank | 2 | — | 19 | — | 21 | 119 |
| Lloyds Bank | 1 | 0 | 51 | — | 51 | 48 |
| Macquarie Bank | 44 | 15 | 76 | — | 135 | 185 |
| Metway Bank | — | — | — | — | — | — |
| Mitsubishi Bank | 1 | — | 158 | 0 | 159 | 105 |
| National Australia Bank | 479 | 1 306 | 3 502 | 11 | 5 298 | 5 726 |
| National Aust. Savings Bank | 26 | | 1 472 | 1 859 | 3 357 | 2 887 |
| National Mutual Royal Bank | 37 | 1 | 115 | — | 153 | 187 |
| NMR Savings Bank | 58 | | 306 | 25 | 390 | 544 |
| NatWest Australia Bank | 5 | 0 | 21 | — | 27 | 357 |
| Savings Bank of Tasmania | — | — | — | — | — | — |
| Standard Chartered Bank | 4 | — | 75 | — | 79 | 32 |
| State Bank of NSW | — | — | — | — | — | — |
| State Bank of SA | — | — | — | — | — | — |
| SBSA Savings Bank Division | — | — | — | — | — | — |
| State Bank Victoria | 2 579 | | 5 349 | 3 988 | 11 916 | 9 726 |
| Tasmania Bank | — | — | — | — | — | — |
| Rural & Industries Bank of WA | 0 | 0 | 0 | — | 0 | 16 |
| R & I Savings Bank Division | — | | 0 | 0 | 0 | 0 |
| Primary Industry Bank | — | — | 28 | — | 28 | 28 |
| Westpac Banking Corporation | 332 | 952 | 2 399 | 135 | 3 819 | 2 806 |
| Westpac Savings Bank | 123 | | 193 | 1 576 | 1 892 | 2 316 |
| TOTAL | 4 403 | 5 317 | 21 419 | 12 546 | 43 685 | 40 048 |

(a) All current deposits of savings banks are shown as interest bearing deposits.

Note: Any discrepancies between totals and sums of components are due to rounding. '0' indicates figures have been rounded to zero, while '—' indicates no amount has been entered for that particular item.

(\$ million)

| | Deposits repayable in Australia | | | | | |
|--|---------------------------------------|---|--|-------|-------------------|------------------|
| Bank | Current bearing interest (a) | Current not bearing interest (a) | Term deposits (including CDs) | Other | Total deposits | Other lending |
| QUEENSLAND | | | | | | |
| Advance Bank | 0 | | 105 | 11 | -117 | 264 |
| Civic Advance Bank | - | | - | - | - | 0 |
| ANZ Banking Group | 102 | 494 | 1 399 | - | 1 995 | 1 562 |
| ANZ Savings Bank | 15 | | 13 | 917 | 945 | 906 |
| Australian Bank | - | - | - | - | - | 7 |
| Australian Resources Dev. Bank | - | - | 16 | - | 16 | 9 |
| Bank of America | - | - | 12 | - | 12 | 3 |
| Bank of China | - | - | - | - | - | - |
| Bank of New Zealand | 59 | 12 | 26 | - | 98 | 64 |
| BNZ Savings Bank | - | | - | 9 | 9 | 4 |
| Bank of Queensland | 22 | 39 | 123 | - | 184 | 145 |
| Bank of Qld Savings Bank | 149 | | 22 | 140 | 312 | 335 |
| Bank of Singapore | - | - | - | - | - | - |
| Bank of Tokyo | - | - | - | - | - | - |
| Bankers Trust | - | - | 4 | - | 4 | - |
| Banque Nationale de Paris | 1 | 2 | 42 | - | 44 | 30 |
| Barclays Bank | - | - | - | - | - | 95 |
| Challenge Bank | - | - | 1 | 58 | 59 | 77 |
| Chase AMP Bank | 27 | 1 | 54 | 32 | 114 | 55 |
| Citibank | 2 | - | 374 | - | 376 | 26 |
| Citibank Savings | 6 | | 269 | 0 | 275 | 266 |
| Commonwealth Bank | 105 | 527 | 954 | - | 1 586 | 1 398 |
| Commonwealth Savings Bank | 119 | | 465 | 2 539 | 3 124 | 1 575 |
| Commonwealth Dev. Bank | - | - | 69 | - | 69 | 365 |
| Deutsche Bank | - | - | - | - | - | - |
| HongKongBank | 22 | 1 | 12 | - | 34 | 60 |
| IBJ Australia Bank | - | - | - | - | - | - |
| Lloyds Bank | 4 | 0 | 117 | - | 121 | 168 |
| Macquarie Bank | 5 | 9 | 5 | - | 19 | 34 |
| Metway Bank | 169 | | 595 | 490 | 1 254 | 1 152 |
| Mitsubishi Bank | - | - | - | - | - | - |
| National Australia Bank | 194 | 566 | 1 994 | 3 | 2 758 | 2 000 |
| National Aust. Savings Bank | 5 | | 298 | 1 071 | 1 373 | 1 250 |
| National Mutual Royal Bank | 2 | 0 | 18 | - | 21 | 18 |
| NMR Savings Bank | 3 | | 4 | 0 | 7 | 13 |
| NatWest Australia Bank | - | - | 21 | - | 21 | 76 |
| Savings Bank of Tasmania | - | - | - | - | - | - |
| Standard Chartered Bank | 4 | - | 71 | - | 74 | 64 |
| State Bank of NSW | - | - | - | - | - | - |
| State Bank of SA | 0 | 0 | 0 | - | 1 | 1 |
| SBSA Savings Bank Division | 0 | | 0 | 0 | 1 | - |
| State Bank Victoria | - | - | - | - | - | - |
| Tasmania Bank | - | - | - | - | - | - |
| Rural & Industries Bank of WA | - | - | - | - | - | - |
| R & I Savings Bank Division | - | - | - | - | - | - |
| Primary Industry Bank | - | - | 15 | - | 15 | 41 |
| Westpac Banking Corporation | 207 | 770 | 1 658 | 285 | 2 921 | 2 709 |
| Westpac Savings Bank | 96 | | 244 | 1 283 | 1 623 | 1 715 |
| TOTAL | 1 319 | 2 421 | 9 002 | 6 838 | 19 580 | 16 487 |

(a) All current deposits of savings banks are shown as interest bearing deposits.

Note: Any discrepancies between totals and sums of components are due to rounding. "0" indicates figures have been rounded to zero, while "-" indicates no amount has been entered for that particular item.

(\$ million)

| | Deposits repayable in Australia | | | | | |
|--|---------------------------------------|---|--|--------------|-------------------|------------------|
| Bank | Current bearing interest (a) | Current not bearing interest (a) | Term deposits (including CDs) | Other | Total deposits | Other lending |
| SOUTH AUSTRALIA | | | | | | |
| Advance Bank | 0 | | 1 | 0 | 1 | - |
| Civic Advance Bank | - | | - | - | - | 0 |
| ANZ Banking Group | 114 | 229 | 532 | - | 876 | 1 024 |
| ANZ Savings Bank | 14 | | 8 | 538 | 559 | 472 |
| Australian Bank | - | - | - | - | - | - |
| Australian Resources Dev. Bank | - | - | 18 | - | 18 | - |
| Bank of America | - | - | - | - | - | - |
| Bank of China | - | - | - | - | - | - |
| Bank of New Zealand | 11 | 2 | 1 | - | 14 | 17 |
| BNZ Savings Bank | - | - | - | 1 | 1 | 3 |
| Bank of Queensland | - | - | - | - | - | - |
| Bank of Qld Savings Bank | - | - | - | - | - | - |
| Bank of Singapore | - | - | - | - | - | - |
| Bank of Tokyo | - | - | - | - | - | - |
| Bankers Trust | - | - | - | - | - | - |
| Banque Nationale de Paris | 0 | 0 | 2 | - | 2 | 24 |
| Barclays Bank | - | - | - | - | - | 6 |
| Challenge Bank | - | - | 0 | 1 | 1 | 67 |
| Chase AMP Bank | 12 | 1 | 15 | 9 | 37 | 22 |
| Citibank | - | - | - | - | - | 3 |
| Citibank Savings | 1 | - | 51 | 0 | 52 | 123 |
| Commonwealth Bank | 25 | 135 | 350 | - | 509 | 583 |
| Commonwealth Savings Bank | 21 | - | 128 | 856 | 1 005 | 733 |
| Commonwealth Dev. Bank | - | - | 28 | - | 28 | 244 |
| Deutsche Bank | - | - | - | - | - | - |
| HongKongBank | - | - | - | - | - | - |
| IBJ Australia Bank | - | - | - | - | - | - |
| Lloyds Bank | - | - | 2 | - | 2 | - |
| Macquarie Bank | - | - | - | - | - | - |
| Metway Bank | - | - | - | - | - | - |
| Mitsubishi Bank | - | - | - | - | - | - |
| National Australia Bank | 66 | 108 | 588 | 0 | 762 | 690 |
| National Aust. Savings Bank | 6 | - | 51 | 275 | 332 | 615 |
| National Mutual Royal Bank | 1 | - | 5 | - | 7 | 69 |
| NMR Savings Bank | 1 | - | 7 | 0 | 8 | 3 |
| NatWest Australia Bank | - | - | 8 | - | 8 | 76 |
| Savings Bank of Tasmania | - | - | - | - | - | - |
| Standard Chartered Bank | 4 | - | 7 | 0 | 11 | 55 |
| State Bank of NSW | - | - | - | - | - | - |
| State Bank of SA | 151 | 84 | 2 056 | 1 | 2 293 | 2 841 |
| SBSA Savings Bank Division | 1 310 | - | 224 | 43 | 1 577 | 2 144 |
| State Bank Victoria | - | - | - | - | - | - |
| Tasmania Bank | - | - | - | - | - | - |
| Rural & Industries Bank of WA | - | - | - | - | - | - |
| R & I Savings Bank Division | - | - | - | - | - | - |
| Primary Industry Bank | - | - | 17 | - | 17 | 35 |
| Westpac Banking Corporation | 249 | 158 | 339 | 30 | 776 | 799 |
| Westpac Savings Bank | 26 | - | 46 | 294 | 366 | 339 |
| TOTAL | 2 013 | 716 | 4 485 | 2 049 | 9 262 | 10 987 |

(a) All current deposits of savings banks are shown as interest bearing deposits.

Note: Any discrepancies between totals and sums of components are due to rounding. "0" indicates figures have been rounded to zero, while "—" indicates no amount has been entered for that particular item.

(\$ million)

| Bank | Deposits repayable in Australia | | | | | |
|--|---------------------------------------|---|--|--------------|-------------------|------------------|
| | Current bearing interest (a) | Current not bearing interest (a) | Term deposits (including CDs) | Other | Total deposits | Other lending |
| WESTERN AUSTRALIA | | | | | | |
| Advance Bank | - | - | - | - | - | - |
| Civic Advance Bank | - | - | - | - | - | - |
| ANZ Banking Group | 40 | 219 | 481 | - | 740 | 651 |
| ANZ Savings Bank | 4 | - | 7 | 382 | 392 | 441 |
| Australian Bank | - | - | - | - | - | - |
| Australian Resources Dev. Bank | - | - | 14 | 2 | 16 | - |
| Bank of America | 1 | - | - | - | 1 | 3 |
| Bank of China | - | - | - | - | - | - |
| Bank of New Zealand | 36 | 16 | 97 | - | 149 | 125 |
| BNZ Savings Bank | - | - | - | 1 | 1 | 2 |
| Bank of Queensland | - | - | - | - | - | - |
| Bank of Qld Savings Bank | - | - | - | - | - | - |
| Bank of Singapore | - | - | - | - | - | 36 |
| Bank of Tokyo | - | - | - | - | - | - |
| Bankers Trust | - | - | 23 | - | 23 | - |
| Banque Nationale de Paris | 0 | 3 | 38 | - | 42 | 16 |
| Barclays Bank | - | - | - | - | - | 35 |
| Challenge Bank | 101 | - | 951 | 534 | 1 587 | 993 |
| Chase AMP Bank | 11 | 0 | 9 | 4 | 24 | 63 |
| Citibank | - | - | - | - | - | 1 |
| Citibank Savings | 1 | - | 34 | - | 35 | 258 |
| Commonwealth Bank | 22 | 246 | 392 | - | 660 | 727 |
| Commonwealth Savings Bank | 43 | - | 192 | 1 040 | 1 275 | 1 103 |
| Commonwealth Dev. Bank | - | - | 14 | - | 14 | 311 |
| Deutsche Bank | - | - | - | - | - | - |
| HongKongBank | 8 | - | 17 | - | 26 | 107 |
| IBJ Australia Bank | 5 | 0 | 21 | 0 | 26 | 48 |
| Lloyds Bank | - | - | 1 | - | 1 | 4 |
| Macquarie Bank | - | - | - | - | - | - |
| Metway Bank | - | - | - | - | - | - |
| Mitsubishi Bank | - | - | - | - | - | - |
| National Australia Bank | 85 | 205 | 655 | 0 | 945 | 978 |
| National Aust. Savings Bank | 0 | - | 76 | 366 | 442 | 644 |
| National Mutual Royal Bank | - | - | 21 | - | 21 | 26 |
| NMR Savings Bank | - | - | - | - | - | 0 |
| NatWest Australia Bank | 5 | 1 | 33 | - | 38 | 159 |
| Savings Bank of Tasmania | - | - | - | - | - | - |
| Standard Chartered Bank | 5 | - | 2 | 0 | 7 | 71 |
| State Bank of NSW | - | - | - | - | - | - |
| State Bank of SA | - | - | - | - | - | - |
| SBSA Savings Bank Division | - | - | - | - | - | - |
| State Bank Victoria | - | - | - | - | - | - |
| Tasmania Bank | - | - | - | - | - | - |
| Rural & Industries Bank of WA | 116 | 337 | 2 512 | 9 | 2 973 | 1 909 |
| R & I Savings Bank Division | 27 | - | 151 | 1 035 | 1 214 | 1 023 |
| Primary Industry Bank | - | - | 1 | - | 1 | 84 |
| Westpac Banking Corporation | 177 | 362 | 975 | 130 | 1 644 | 1 273 |
| Westpac Savings Bank | 53 | - | 114 | 618 | 785 | 1 046 |
| TOTAL | 739 | 1 389 | 6 834 | 4 120 | 13 082 | 12 138 |

(a) All current deposits of savings banks are shown as interest bearing deposits.

Note: Any discrepancies between totals and sums of components are due to rounding. '0' indicates figures have been rounded to zero, while '-' indicates that no amount has been entered for that particular item.

(\$ million)

| Bank | Deposits repayable in Australia | | | | | |
|--|---------------------------------------|---|--|--------------|-------------------|------------------|
| | Current bearing interest (a) | Current not bearing interest (a) | Term deposits (including CDs) | Other | Total deposits | Other lending |
| TASMANIA | | | | | | |
| Advance Bank | - | - | - | - | - | - |
| Civic Advance Bank | - | - | - | - | - | 0 |
| ANZ Banking Group | 28 | 86 | 136 | - | 250 | 334 |
| ANZ Savings Bank | 0 | - | 1 | 137 | 138 | 143 |
| Australian Bank | - | - | - | - | - | - |
| Australian Resources Dev. Bank | - | - | 15 | - | 15 | 26 |
| Bank of America | - | - | - | - | - | - |
| Bank of China | - | - | - | - | - | - |
| Bank of New Zealand | - | - | - | - | - | - |
| BNZ Savings Bank | - | - | - | - | - | - |
| Bank of Queensland | - | - | - | - | - | - |
| Bank of Qld Savings Bank | - | - | - | - | - | - |
| Bank of Singapore | - | - | - | - | - | - |
| Bank of Tokyo | - | - | - | - | - | - |
| Bankers Trust | - | - | - | - | - | - |
| Banque Nationale de Paris | - | - | - | - | - | - |
| Barclays Bank | - | - | - | - | - | - |
| Challenge Bank | - | - | - | - | - | - |
| Chase AMP Bank | 10 | 0 | 11 | 7 | 28 | 2 |
| Citibank | - | - | - | - | - | 0 |
| Citibank Savings | 0 | - | 7 | 0 | 7 | 21 |
| Commonwealth Bank | 17 | 61 | 83 | - | 160 | 195 |
| Commonwealth Savings Bank | 14 | - | 32 | 230 | 276 | 157 |
| Commonwealth Dev. Bank | - | - | 7 | - | 7 | 94 |
| Deutsche Bank | - | - | - | - | - | - |
| HongKongBank | - | - | - | - | - | - |
| IBJ Australia Bank | - | - | - | - | - | - |
| Lloyds Bank | - | - | - | - | - | - |
| Macquarie Bank | - | - | - | - | - | - |
| Metway Bank | - | - | - | - | - | - |
| Mitsubishi Bank | - | - | - | - | - | - |
| National Australia Bank | 11 | 16 | 48 | 0 | 75 | 123 |
| National Aust. Savings Bank | - | - | 2 | 31 | 33 | 52 |
| National Mutual Royal Bank | - | - | - | - | - | - |
| NMR Savings Bank | - | - | - | - | - | - |
| NatWest Australia Bank | - | - | 2 | - | 2 | 22 |
| Savings Bank of Tasmania | 41 | - | 216 | 222 | 479 | 339 |
| Standard Chartered Bank | - | - | - | - | - | - |
| State Bank of NSW | - | - | - | - | - | - |
| State Bank of SA | - | - | - | - | - | - |
| SBSA Savings Bank Division | - | - | - | - | - | - |
| State Bank Victoria | - | - | - | - | - | - |
| Tasmania Bank | 55 | - | 327 | 333 | 715 | 481 |
| Rural & Industries Bank of WA | - | - | - | - | - | - |
| R & I Savings Bank Division | - | - | - | - | - | - |
| Primary Industry Bank | - | - | 7 | - | 7 | - |
| Westpac Banking Corporation | 24 | 87 | 158 | 18 | 288 | 290 |
| Westpac Savings Bank | 9 | - | 21 | 132 | 162 | 180 |
| TOTAL | 209 | 251 | 1 072 | 1 110 | 2 641 | 2 458 |

(a) All current deposits of savings banks are shown as interest bearing deposits.

Note: Any discrepancies between totals and sums of components are due to rounding. "0" indicates figures have been rounded to zero, while "-" indicates that no amount has been entered for that particular item.

(\$ million)

| Bank | Deposits repayable in Australia | | | | | |
|--|---------------------------------|----------------------------------|-------------------------------|------------|----------------|---------------|
| | Current bearing interest (a) | Current not bearing interest (a) | Term deposits (including CDs) | Other | Total deposits | Other lending |
| NORTHERN TERRITORY | | | | | | |
| Advance Bank | - | - | - | - | - | - |
| Civic Advance Bank | - | - | - | - | - | 0 |
| ANZ Banking Group | 6 | 28 | 44 | - | 78 | 112 |
| ANZ Savings Bank | 1 | - | 0 | 53 | 55 | 68 |
| Australian Bank | - | - | - | - | - | - |
| Australian Resources Dev. Bank | - | - | - | - | - | - |
| Bank of America | - | - | 2 | - | 2 | - |
| Bank of China | - | - | - | - | - | - |
| Bank of New Zealand | - | - | - | - | - | - |
| BNZ Savings Bank | - | - | - | - | - | - |
| Bank of Queensland | - | - | - | - | - | - |
| Bank of Qld Savings Bank | - | - | - | - | - | - |
| Bank of Singapore | - | - | - | - | - | - |
| Bank of Tokyo | - | - | - | - | - | - |
| Bankers Trust | - | - | - | - | - | - |
| Banque Nationale de Paris | - | - | - | - | - | - |
| Barclays Bank | - | - | - | - | - | - |
| Challenge Bank | - | - | - | - | - | - |
| Chase AMP Bank | 1 | - | 0 | 2 | 2 | 0 |
| Citibank | - | - | - | - | - | - |
| Citibank Savings | - | - | - | - | - | - |
| Commonwealth Bank | 2 | 18 | 28 | - | 49 | 56 |
| Commonwealth Savings Bank | 16 | - | 8 | 58 | 81 | 43 |
| Commonwealth Dev. Bank | - | - | 0 | - | 0 | 28 |
| Deutsche Bank | - | - | - | - | - | - |
| HongKongBank | - | - | - | - | - | - |
| IBJ Australia Bank | - | - | - | - | - | - |
| Lloyds Bank | - | - | - | - | - | - |
| Macquarie Bank | - | - | - | - | - | - |
| Metway Bank | - | - | - | - | - | - |
| Mitsubishi Bank | - | - | - | - | - | - |
| National Australia Bank | 5 | 16 | 60 | 0 | 82 | 61 |
| National Aust. Savings Bank | 0 | - | 0 | 25 | 26 | 91 |
| National Mutual Royal Bank | - | - | - | - | - | - |
| NMR Savings Bank | - | - | - | - | - | - |
| NatWest Australia Bank | - | - | - | - | - | - |
| Savings Bank of Tasmania | - | - | - | - | - | - |
| Standard Chartered Bank | 1 | - | 6 | - | 7 | 11 |
| State Bank of NSW | - | - | - | - | - | - |
| State Bank of SA | 41 | 3 | 2 | - | 47 | 53 |
| SBSA Savings Bank Division | 6 | - | 2 | 4 | 12 | - |
| State Bank Victoria | - | - | - | - | - | - |
| Tasmania Bank | - | - | - | - | - | - |
| Rural & Industries Bank of WA | - | - | - | - | - | - |
| R & I Savings Bank Division | - | - | - | - | - | - |
| Primary Industry Bank | - | - | 1 | - | 1 | - |
| Westpac Banking Corporation | 7 | 35 | 50 | 9 | 101 | 157 |
| Westpac Savings Bank | 7 | - | 6 | 57 | 70 | 67 |
| TOTAL | 94 | 101 | 209 | 208 | 612 | 746 |

(a) All current deposits of savings banks are shown as interest bearing deposits.

Note: Any discrepancies between totals and sums of components are due to rounding. "0" indicates figures have been rounded to zero, while "-" indicates that no amount has been entered for that particular item.

(\$ million)

| Bank | Deposits repayable in Australia | | | | | |
|--|---------------------------------------|---|--|------------|-------------------|------------------|
| | Current bearing interest (a) | Current not bearing interest (a) | Term deposits (including CDs) | Other | Total deposits | Other lending |
| AUSTRALIAN CAPITAL TERRITORY | | | | | | |
| Advance Bank | - | - | - | - | - | - |
| Civic Advance Bank | 38 | - | 367 | 142 | 546 | 426 |
| ANZ Banking Group | 3 | 40 | 40 | - | 83 | 94 |
| ANZ Savings Bank | 0 | - | 1 | 51 | 52 | 94 |
| Australian Bank | - | - | - | - | - | 4 |
| Australian Resources Dev. Bank | - | - | 2 | - | 2 | - |
| Bank of America | - | - | - | - | - | - |
| Bank of China | - | - | - | - | - | - |
| Bank of New Zealand | - | - | - | - | - | - |
| BNZ Savings Bank | - | - | - | - | - | - |
| Bank of Queensland | - | - | - | - | - | - |
| Bank of Qld Savings Bank | - | - | - | - | - | - |
| Bank of Singapore | - | - | - | - | - | - |
| Bank of Tokyo | - | - | - | - | - | - |
| Bankers Trust | - | - | - | - | - | - |
| Banque Nationale de Paris | 0 | 1 | 2 | - | 3 | 2 |
| Barclays Bank | - | - | - | - | - | - |
| Challenge Bank | - | - | - | - | - | 12 |
| Chase AMP Bank | 0 | - | 6 | 0 | 7 | 1 |
| Citibank | - | - | - | - | - | 0 |
| Citibank Savings | 1 | - | 16 | 0 | 16 | 76 |
| Commonwealth Bank | 63 | 83 | 76 | - | 222 | 267 |
| Commonwealth Savings Bank | 17 | - | 29 | 216 | 262 | 335 |
| Commonwealth Dev. Bank | - | - | 3 | - | 3 | 13 |
| Deutsche Bank | - | - | - | - | - | - |
| HongKongBank | - | - | - | - | - | - |
| IBJ Australia Bank | - | - | - | - | - | - |
| Lloyds Bank | - | - | - | - | - | - |
| Macquarie Bank | - | - | - | - | - | - |
| Metway Bank | - | - | - | - | - | - |
| Mitsubishi Bank | - | - | - | - | - | - |
| National Australia Bank | 27 | 42 | 93 | 7 | 169 | 205 |
| National Aust. Savings Bank | 0 | - | 13 | 65 | 78 | 156 |
| National Mutual Royal Bank | 0 | - | - | - | 0 | 4 |
| NMR Savings Bank | 0 | - | 1 | 0 | 2 | 6 |
| NatWest Australia Bank | - | - | 2 | - | 2 | 19 |
| Savings Bank of Tasmania | - | - | - | - | - | - |
| Standard Chartered Bank | 0 | - | 2 | - | 3 | - |
| State Bank of NSW | 2 | 7 | 44 | - | 53 | 210 |
| State Bank of SA | - | - | - | - | - | - |
| SBSA Savings Bank Division | - | - | - | - | - | - |
| State Bank Victoria | - | - | - | - | - | - |
| Tasmania Bank | - | - | - | - | - | - |
| Rural & Industries Bank of WA | - | - | - | - | - | - |
| R & I Savings Bank Division | - | - | - | - | - | - |
| Primary Industry Bank | - | - | 0 | - | 0 | - |
| Westpac Banking Corporation | 27 | 95 | 155 | 73 | 350 | 306 |
| Westpac Savings Bank | 7 | - | 10 | 96 | 114 | 203 |
| TOTAL | 187 | 268 | 862 | 651 | 1 967 | 2 433 |

(a) All current deposits of savings banks are shown as interest bearing deposits.

Note: Any discrepancies between totals and sums of components are due to rounding. "0" indicates figures have been rounded to zero, while "-" indicates that no amount has been entered for that particular item.

(\$ million)

| | Deposits repayable in Australia | | | | | |
|--|---------------------------------|----------------------------------|-------------------------------|----------|----------------|---------------|
| Bank | Current bearing interest (a) | Current not bearing interest (a) | Term deposits (including CDs) | Other | Total deposits | Other lending |
| OTHER TERRITORIES | | | | | | |
| Advance Bank | - | - | - | - | - | - |
| Civic Advance Bank | - | - | - | - | - | - |
| ANZ Banking Group | - | - | - | - | - | - |
| ANZ Savings Bank | - | - | - | - | - | - |
| Australian Bank | - | - | 1 | - | 1 | - |
| Australian Resources Dev. Bank | - | - | - | - | - | - |
| Bank of America | - | 8 | - | - | 8 | - |
| Bank of China | - | - | - | - | - | - |
| Bank of New Zealand | - | - | - | - | - | - |
| BNZ Savings Bank | - | - | - | - | - | - |
| Bank of Queensland | - | - | - | - | - | - |
| Bank of Qld Savings Bank | - | - | - | - | - | - |
| Bank of Singapore | - | - | - | - | - | - |
| Bank of Tokyo | - | - | - | - | - | - |
| Bankers Trust | - | - | - | - | - | - |
| Banque Nationale de Paris | - | - | - | - | - | - |
| Barclays Bank | 1 | - | 6 | 0 | 7 | - |
| Challenge Bank | - | - | - | - | - | - |
| Chase AMP Bank | - | - | - | - | - | - |
| Citibank | - | - | - | - | - | 0 |
| Citibank Savings | - | - | - | - | - | - |
| Commonwealth Bank | - | - | - | - | - | - |
| Commonwealth Savings Bank | - | - | - | 3 | 3 | - |
| Commonwealth Dev. Bank | - | - | - | - | - | - |
| Deutsche Bank | - | - | - | - | - | - |
| HongkongBank | - | - | - | - | - | - |
| IBJ Australia Bank | - | - | - | - | - | - |
| Lloyds Bank | - | - | - | - | - | - |
| Macquarie Bank | - | - | - | - | - | - |
| Metway Bank | - | - | - | - | - | - |
| Mitsubishi Bank | - | - | - | - | - | - |
| National Australia Bank | - | - | - | - | - | - |
| National Aust. Savings Bank | - | - | - | - | - | - |
| National Mutual Royal Bank | - | - | - | - | - | - |
| NMR Savings Bank | - | - | - | - | - | - |
| NatWest Australia Bank | - | - | - | - | - | - |
| Savings Bank of Tasmania | - | - | - | - | - | - |
| Standard Chartered Bank | - | - | - | - | - | - |
| State Bank of NSW | 12 | - | - | - | 12 | - |
| State Bank of SA | - | - | - | - | - | - |
| SBSA Savings Bank Division | - | - | - | - | - | - |
| State Bank Victoria | - | - | - | - | - | - |
| Tasmania Bank | - | - | - | - | - | - |
| Rural & Industries Bank of WA | - | - | - | - | - | - |
| R & I Savings Bank Division | - | - | - | - | - | - |
| Primary Industry Bank | - | - | - | - | - | - |
| Westpac Banking Corporation | 0 | 1 | 4 | 1 | 7 | 0 |
| Westpac Savings Bank | - | - | - | 2 | 2 | 0 |
| TOTAL | 13 | 9 | 11 | 6 | 39 | 0 |

(a) All current deposits of savings banks are shown as interest bearing deposits.

Note: Any discrepancies between totals and sums of components are due to rounding. "0" indicates figures have been rounded to zero, while "-" indicates that no amount has been entered for that particular item.

INDUSTRIES ASSISTANCE COMMISSION

INQUIRY INTO

DISODIUM CARBONATE (SODA ASH)

The Commission has been asked to inquire and report within 45 days on whether assistance accorded the production of disodium carbonate (soda ash) should be varied, consequent upon the implementation from 1 July 1989 of the amendments to the Customs Act 1901 made by the Customs and Excise Legislation Amendment Act 1989.

Written submissions are invited and should be forwarded to the Commission no later than 15 June 1989.

A public hearing will be held to discuss relevant issues and to allow participants to present their views in Melbourne at 9.30 am on Monday 19 June 1989 at:

**IAC Public Inquiry Room
Concourse Level
Customs House
World Trade Centre
MELBOURNE VIC**

Copies of the reference are now available. For information or to express interest please telephone , as soon as possible:

Lorraine Bolton (062) 64 3174

TELEX: INDCOM AA62283
FACSIMILE: (062) 53 1999
POSTAL ADDRESS:

The Secretary
Industries Assistance Commission
P O Box 80
BELCONNEN ACT 2616



AUSTRALIAN CUSTOMS SERVICE

NOTIFICATION OF AN INVESTIGATION INTO THE ALLEGED
SUBSIDISATION OF CURRANTS AND SULTANAS EXPORTED FROM GREECE

CUSTOMS ACT 1901 - NOTICE UNDER SUB-SECTION 269TC(4)

I, JOHN MELVILLE THOMPSON, delegate of the Comptroller-General of the Australian Customs Service (ACS) have accepted an application made under sub-section 269TB(1) of the Customs Act 1901, which alleges matters that would, if established, constitute reasonable grounds for the publication of a countervailing duty notice for dried currants and sultanas exported from Greece.


The goods the subject of this inquiry are currants and sultanas classified within subheading 0806.20.00 of Schedule 3 to the Customs Tariff Act 1987, statistical codes 29 and 30 respectively and dutiable at 23 percent General.

The Australian Dried Fruits Association Inc is the applicant and represents a major proportion of the Australian industry.

The ACS will prepare a preliminary finding on the application within 120 days of the publication of this notice. If the preliminary finding is that there are sufficient grounds for publication of a countervailing duty notice, provisional measures (involving the taking of securities under section 42 of the Customs Act 1901) may be imposed. The matter would then be referred to the Anti-Dumping Authority for further investigation and report to the Minister (within 120 days) on whether a countervailing duty notice should be published.

The ACS has published Australian Customs Notice (ACN) No. 89/62 notifying the investigation and the procedures to be followed. Copies of the ACN are available from the Publications Section, Customs House, 5 Constitution Avenue, CANBERRA ACT 2601 or ACS regional offices.

All interested parties are invited to lodge written submissions with Mr Ric Fitch, Dumping Operations 2, Australian Customs Service, Customs House, 5 Constitution Avenue, CANBERRA ACT 2601 not later than 7 July 1989.


(JOHN M. THOMPSON)
Delegate of the
Comptroller-General

29 May 1989



NOTIFICATION OF THE MAKING OF STATUTORY RULES

NOTICE is hereby given that the undermentioned Statutory Rules have been made. Copies of the Statutory Rules may be purchased at the Commonwealth Government Bookshop, 70 Alinga St, Canberra City ACT.

| Act under which the Statutory Rules were made | Description of the Statutory Rules | Year and number of the Statutory Rules |
|---|--|--|
| <u>Superannuation Act 1976</u> | Superannuation (Interest) Regulations (Amendment) | 1989 No.106 |
| <u>Industrial Relations Act 1988</u> | Industrial Relations Regulations (Amendment) | 1989 No.107 |



**DEPARTMENT OF TRANSPORT AND
COMMUNICATIONS**

**NOTIFICATION OF THE MAKING OF AN ORDER
UNDER THE NAVIGATION (ORDERS)
REGULATIONS**

NOTICE is hereby given that the undermentioned order has been made pursuant to the Navigation (Orders) Regulations. Copies of the order can be purchased at the Commonwealth Government Bookshop, 70 Alinga St, Canberra City Australian Capital Territory.

| <i>Number of order</i> | <i>Description of order</i> |
|------------------------|---|
| 2 of 1989 | Marine Orders, Part 17 (Liquefied Gas Carriers and Chemical Tankers), Issue 1 |



COMMONWEALTH OF AUSTRALIA

Public Service Act 1922

DECLARATION UNDER SUBSECTION 87J (3) and (4)

I, PETER MORRIS, Minister of State for Industrial Relations for and on behalf of the Prime Minister, following notification by the Public Service Commissioner that he is satisfied according to the terms of subsection 87J (3) and (4) of the Public Service Act 1922 ('the Act'), declare:

- (a) pursuant to subsection 87J (3) of the Act:
 - (i) that the function of providing, at the Department of Community Services and Health pathology laboratories at Albury, Lismore and Tamworth, diagnostic pathology services to local hospitals and surrounding regions is a declared Commonwealth function; and
 - (ii) that the duties of officers of the Department of Community Services and Health are connected with the performance of that declared Commonwealth function; and
- (b) pursuant to subsection 87J (4) of the Act
 - (i) that the function of providing, at the New South Wales Health Department pathology laboratories at Albury, Lismore and Tamworth Hospitals, diagnostic pathology services to local hospitals and surrounding regions is a prescribed function corresponding to the declared Commonwealth function referred to in subparagraph (a) (i) of this instrument; and
 - (ii) employment by the State of New South Wales on duties connected with the performance of that prescribed function is employment connected with the performance of that prescribed function.

Dated 1 JUNE 1989.

PETER MORRIS

Minister of State for
Industrial Relations for
and on behalf of the
Prime Minister



**Commonwealth
of Australia**

Gazette

No. S185, Friday, 2 June 1989

Published by the Australian Government Publishing Service Canberra

SPECIAL

PROCLAMATION

Commonwealth of
Australia
BILL HAYDEN
Governor-General

By His Excellency the
Governor-General of
the Commonwealth of
Australia

I, **WILLIAM GEORGE HAYDEN**, Governor-General of
the Commonwealth of Australia, acting with the advice of
the Federal Executive Council and under section 2 of the
Lands Acquisition Act 1989, hereby fix 9 June 1989 as the
day on which that Act commences.

(L.S.) GIVEN under my Hand and the Great Seal of
Australia on 31 May 1989

By His Excellency's Command,

STEWART WEST

Minister of State for Administrative Services

GOD SAVE THE QUEEN!



Commonwealth Electoral Act 1918

**APPOINTMENT OF AUSTRALIAN ELECTORAL
OFFICER FOR TASMANIA**

I, WILLIAM GEORGE HAYDEN, Governor-General of the Commonwealth of Australia, acting with the advice of the Federal Executive Council—

- (a) pursuant to subsection 21 (1) of the *Commonwealth Electoral Act 1918*, hereby appoint Nicholas Digby Tall as Australian Electoral Officer for the State of Tasmania for seven years; and
- (b) pursuant to subsection 21 (4) of that Act, hereby determine that Nicholas Digby Tall shall hold office on such terms and conditions, other than the terms and conditions provided for by that Act, as would be applicable to him if he were an officer of the Australian Public Service and—
 - (i) any action required or authorised by those terms and conditions to be taken by the Public Service Commission were required or authorised to be taken by the Minister; and
 - (ii) any action required or authorised by those terms and conditions to be taken by a Secretary of a Department were required or authorised to be taken by the Chairman of the Australian Electoral Commission.

BILL HAYDEN
Governor-General

Dated 9th May 1989

By His Excellency's Command

STEWART WEST

Minister of State for Administrative Services

