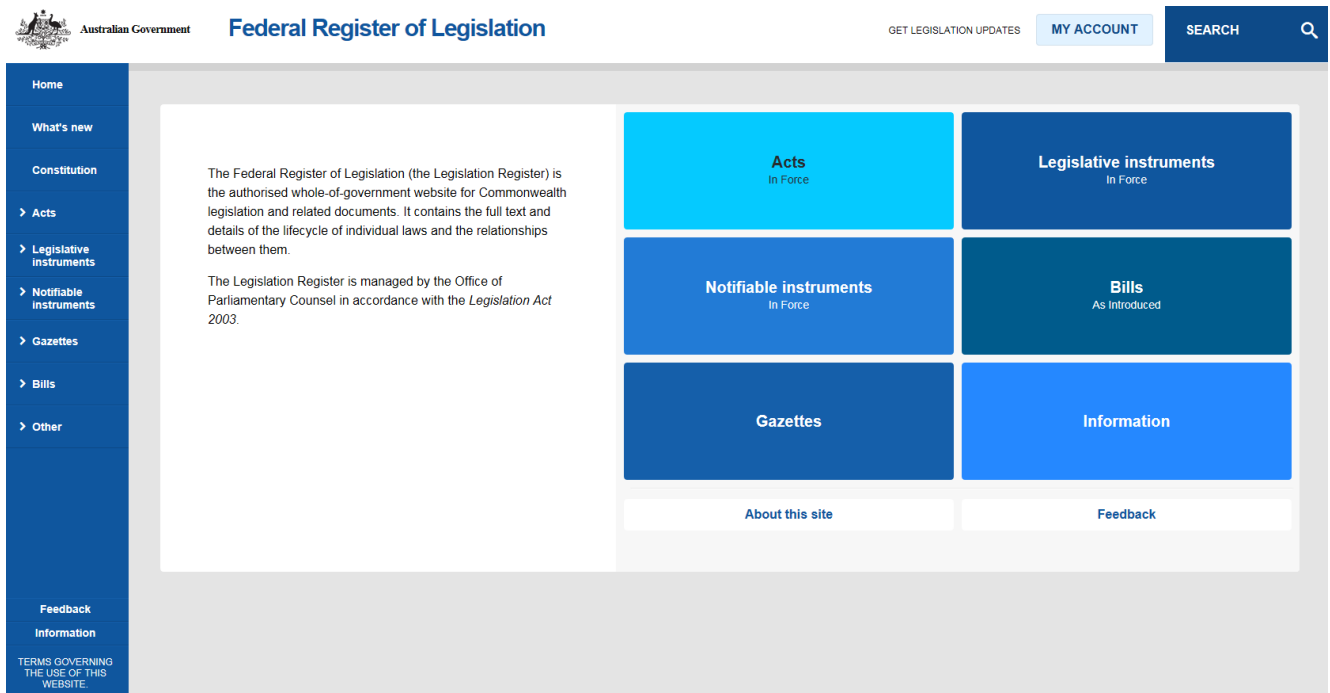


Using the Federal Register of Legislation



Legislation Register Home Page

Information on the Federal Register of Legislation (Legislation Register) can be found by browsing the available collection or searching.

Browsing the Legislation Register

To browse for legislation or other material on the legislation register, click the large blue boxes on the Home page or use the links on the side menu bar. The side menu bar is available from all pages of the website.

The blue boxes—In force legislation only

The blue boxes provide direct access to **In force** legislation. The default view for legislation is Principal in force. To browse amending in force legislation or all in force legislation (principal and amending) click on the relevant tab for the legislation type you are viewing.



The side menu bar—access to all legislation

1. To browse all legislation select one of the legislation

types from the links on the left hand side menu. To return to the previous menu select Back <.

- **Home** - returns you to the Home page with the blue boxes which provide direct access to In force legislation.
- **Constitution** - Select from the latest version of the Commonwealth of Australia Constitution Act or The Constitution as printed on 1 January 2012 which includes additional documents and an overview, notes and index.
- **What's new** - This page lists material published on the Federal Register of Legislation within the last 21 days. The page is updated throughout the day.
- **Acts** - Select **In force**, **No longer in force** or **As made** (including by Year/number) to access an alphabetical listing of Acts. **Future law compilations** if available can also be accessed from here.
- **Legislative Instruments** - Select **In force**, **No longer in force** or **As made** to access an alphabetical listing of legislative instruments. Links to Explanatory Statements are found on the **As made** instruments page only. **Future law compilations**, instruments that are **Currently open to disallowance**, **Disallowed** or **Sunsetting soon** can be accessed here.
- **Notifiable Instruments** - Select **In force**, **No longer in force** or **As made** to access an alphabetical listing of notifiable instruments.
- **Gazettes** - Select **Individual Notices (From October 2012)** or **Historical Gazettes** to access gazettes from

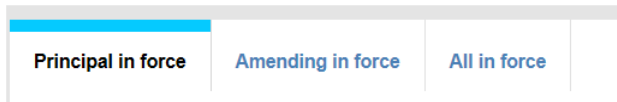
Using the Federal Register of Legislation

1901 to 2012.

- **Bills** - Select **As introduced A-Z**, **Private members' bills** or **Government bills** from 1996 onwards. Links to the initial Explanatory Memorandum (EM), if available, are accessed from the menu at the top of the Bills details page. Authoritative information on Bills and EMs, including any amending or supplementary documents, are available at <http://www.aph.gov.au/bills>.
- **Other** gives access to **Administrative arrangements orders**, **Norfolk Island Legislation** and **Prerogative instruments (Letters patent)**.


Displaying browse results for Acts, legislative instruments and notifiable instruments

For each legislation type the default listing is alphabetical and the default tab is **Principal in force**. You have the option to browse the legislation by **Amending in force** as well as **All in force** (principal and amending) by clicking the available tabs.



The blue bar indicates the tab that is currently active.

2. To Filter results use the drop down menus in the Filter Results box to choose a classification, show results by title, ID, Portfolio, Year/Number, or Registration date and/or filter by title. Select a grouping (i.e. a portfolio or year) to drill down to items in that group.
3. To view an individual item click on the title. This will take you to the legislation's detail page (the item page). The title displays on left hand side of the page, with a table of contents below it, and the HTML version of the title on the right hand side of the page.



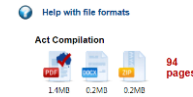
4. Click on **Details** or **Expand** to see more details about the title. Details may include the as made Act number and latest incorporated amendment, incorporated /unincorporated amendments drop down lists, the long title, administering department, and registration and start dates. For as made Acts the details can also include the date of assent and a link to the originating Bill and explanatory memorandum. For **Sunset Information** for legislative instruments click on the + sign next to the red text.
5. The menu at the top of the page allows you to move



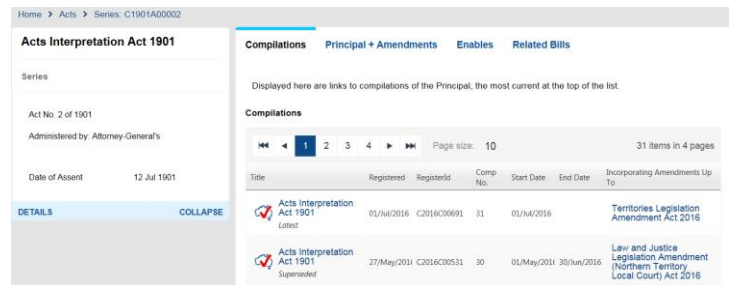
between the **HTML Text**, **Download** and the **Buy print copy** page.

The menu may include links to other pages where relevant such as **Explanatory Statement**, **Explanatory Memorandum**, **Amends**, **Enabled By**, **Repeals/Ceases** or **Other**.

6. The Download page displays all available versions of the title, including an authorised PDF version, if available.



7. Click on **View Series** to see all point-in-time versions of the title.



Searching the Legislation Register

To perform a quick or Advanced Search click on **Search** at the top right hand side of every page:



This will give the option to do a quick search of in force legislation or by Register ID by entering a search term in the space provided or, to go to the Advanced Search page to perform a targeted search of all legislation.

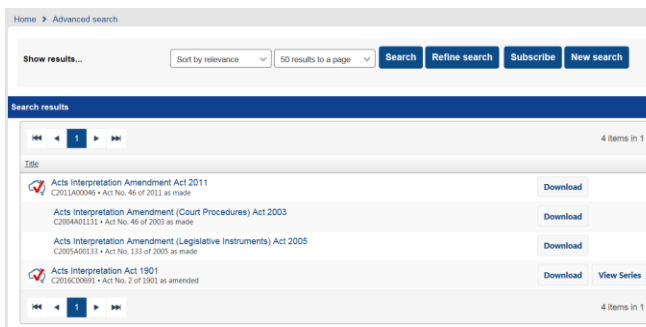


Quick Search

A quick search is a fast way to find any legislation that is currently in force or where the Register ID is known. The search will return the latest compilation or unamended principal of in force legislation.

1. To perform a quick search, enter all or part of the legislation's title or the RegisterID on the line above "Search by ID or in force titles".
2. Click on **Search**.
3. Use the arrows to scroll through the pages of results or go directly to the last or first page of results using the double arrows.

Using the Federal Register of Legislation



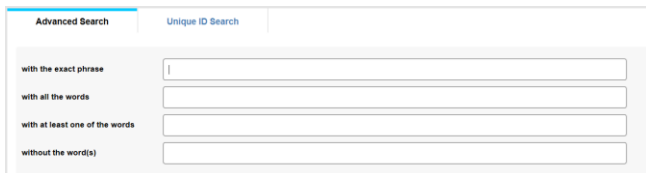
Advanced Search

Advanced search can be used to search for all legislation including in force and no longer in force legislation. Advanced search also provides a number of additional search options not available in a quick search.

Advanced Search Tab

To perform an advanced search:

1. Click on **Search** at the top of any page and then select **Advanced Search** to go to the Advanced search page.
2. In the first section of the page enter search terms into one or more of the fields.



NOTE: you can leave these blank to search for legislation types or legislation by portfolio.

3. In the second section there are three options to further refine a search or to perform a search by legislation types and Government portfolio. Make selections to narrow the search to include only items relevant to your search.



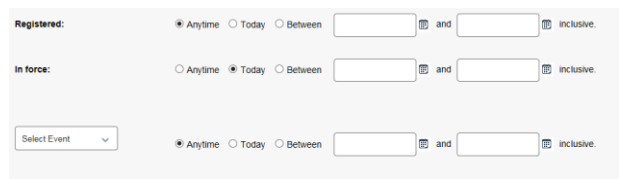
- a. **Choose content(s):** choose the part of the legislation to be searched for key words or phrases.

NOTE: use this field only if you have entered a word or phrase in the first section.

- b. **Choose type(s):** select one or more legislation types.
- c. **Choose portfolio(s):** select one or more portfolios to search.

NOTE: filtering by portfolio/s or selecting bills and gazette type limits search to in force law.

4. In the third section the search can be narrowed to include only items that match an entered date range. Use the drop down and select an event to search by.



5. The last section allows the results display to be customised. Options include specifying how the results are sorted and the number of results per page.

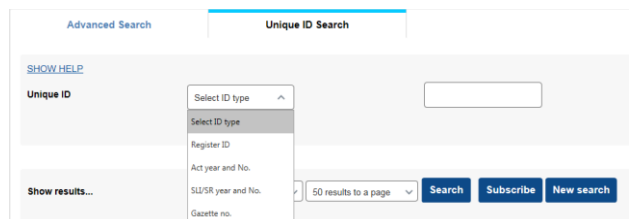


6. Click on **Search** at the bottom of the page to start the search and display the results.

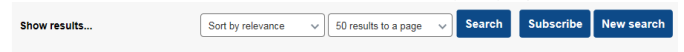
Unique ID Search

To search for legislation using the Register ID, or series year and number, use the Unique ID Search tab. Information about the p of unique Register IDs is provided on the page.

1. To search by unique ID, select the ID type and enter a number and/or a wildcard * into the field provided (i.e. C2015/*). Numbering of the SLI/SR series ceased on 1/1/2016 but pre-2016 items can be searched.



2. The Unique ID search results display can also be customise. Options include specifying how the results are sorted and the number of results per page.



Click on **Search** at the bottom of the page to start the search and display the results. Clicking **New Search** will clear all search criteria.

Subscribe to My Account emails

The information entered for a search can be used for regular email updates of changes to legislation by clicking on **Subscribe** on the Advanced search or Unique ID search tabs or clicking on **My Account**. The guide 'How to set up My Account' is available under Information on the side menu bar.

Feedback

To provide any feedback or to contact us click on the **Feedback** link on the Home page or the side menu bar.