



Disability (Access to Premises — Buildings) Standards 2010

made under subsection 31(1) of the

Disability Discrimination Act 1992

Compilation No. 2

Compilation date: 30 September 2020

Includes amendments up to: F2020L01245

Registered: 27 October 2020

Prepared by the Office of Parliamentary Counsel, Canberra

About this compilation

This compilation

This is a compilation of the *Disability (Access to Premises — Buildings) Standards 2010* that shows the text of the law as amended and in force on 30 September 2020 (the *compilation date*).

The notes at the end of this compilation (the *endnotes*) include information about amending laws and the amendment history of provisions of the compiled law.

Uncommenced amendments

The effect of uncommenced amendments is not shown in the text of the compiled law. Any uncommenced amendments affecting the law are accessible on the Legislation Register (www.legislation.gov.au). The details of amendments made up to, but not commenced at, the compilation date are underlined in the endnotes. For more information on any uncommenced amendments, see the series page on the Legislation Register for the compiled law.

Application, saving and transitional provisions for provisions and amendments

If the operation of a provision or amendment of the compiled law is affected by an application, saving or transitional provision that is not included in this compilation, details are included in the endnotes.

Editorial changes

For more information about any editorial changes made in this compilation, see the endnotes.

Modifications

If the compiled law is modified by another law, the compiled law operates as modified but the modification does not amend the text of the law. Accordingly, this compilation does not show the text of the compiled law as modified. For more information on any modifications, see the series page on the Legislation Register for the compiled law.

Self-repealing provisions

If a provision of the compiled law has been repealed in accordance with a provision of the law, details are included in the endnotes.

	Page
Contents	
Part 1 Preliminary	5
1.1 Name of Standards [<i>see</i> Note 1].....	5
1.3 Objects	5
1.4 Interpretation.....	5
Part 2 Scope of Standards	7
2.1 Buildings to which Standards apply.....	7
2.2 Persons to whom Standards apply.....	8
2.3 Actions to which Standards apply.....	9
2.4 Construction of Standards.....	9
Part 3 Requirements of Standards	10
3.1 Building certifiers, developers and managers to ensure buildings comply with the Access Code.....	10
3.2 Compliance with Access Code.....	11
Part 4 Exceptions and concessions	13
4.1 Unjustifiable hardship.....	13
4.2 Acts done under statutory authority etc.....	14
4.3 Lessees.....	15
4.4 Lift concession.....	15
4.5 Toilet concession.....	15
Part 5 Commission exemptions	16
5.1 Commission may grant exemptions.....	16
5.2 Content of exemptions.....	16
5.3 Effect of exemption.....	17
5.4 Review of exemptions by Administrative Appeals Tribunal.....	17
5.5 Publication of notice of decision.....	17
Part 6 Review	18
6.1 Timetable for review.....	18
Schedule 1 Access Code for Buildings	19
Part A1 Interpretation	19
Part A2 Adoption of Standards etc	23
Part A3 Access Code — documents adopted by reference	25
Part A4 Building classifications	26
Part D Access and egress—Performance Requirements	28
Part D3 Access for people with a disability	30
Part D4 Braille and tactile signs	42
Part D5 Accessible water entry/exit for swimming pools	44
Part E3 Lift installations	47
Part F2 Sanitary and other facilities	50
Part F3 Accessible adult change facilities	54
Part H2 Public transport buildings	64

	Page
Endnotes	67
Endnote 1—About the endnotes	67
Endnote 2—Abbreviation key	68
Endnote 3—Legislation history	69
Endnote 4—Amendment history	70

Part 1 Preliminary

1.1 Name of Standards

These Standards are the *Disability (Access to Premises — Buildings) Standards 2010*.

1.3 Objects

The objects of these Standards are:

- (a) to ensure that dignified, equitable, cost-effective and reasonably achievable access to buildings, and facilities and services within buildings, is provided for people with a disability; and
- (b) to give certainty to building certifiers, building developers and building managers that, if access to buildings is provided in accordance with these Standards, the provision of that access, to the extent covered by these Standards, will not be unlawful under the Act.

1.4 Interpretation

- (1) In these Standards:

Access Code means the *Access Code for Buildings*, prepared by the Office of the Australian Building Codes Board, a copy of the text of which is set out in Schedule 1.

Note The Access Code is based on provisions of the Building Code of Australia.

Accessible Public Transport Jurisdictional Committee has the meaning given by subregulation 5 (2) of the *Disability Discrimination Regulations 1996*.

Act means the *Disability Discrimination Act 1992*.

affected part, of a building, has the meaning given by subsection 2.1 (5).

building certifier has the meaning given by subsection 2.2 (2).

building developer has the meaning given by subsection 2.2 (3).

building manager has the meaning given by subsection 2.2 (4).

Commission means the Australian Human Rights Commission.

existing public transport building has the meaning given by subsection 2.1 (6).

new building has the meaning given by subsection 2.1 (3).

new part, of a building, has the meaning given by subsection 2.1 (4).

relevant building means a building, or a part of a building, to which these Standards apply under section 2.1.

specified Class 1b building means:

- (a) a new building with 1 or more bedrooms used for rental accommodation; or
- (b) an existing building with 4 or more bedrooms used for rental accommodation;
or

Section 1.4

- (c) a building that comprises 4 or more single dwellings that are:
- (i) on the same allotment; and
 - (ii) used for short-term holiday accommodation.

Transport Standards means the *Disability Standards for Accessible Public Transport 2002*.

Note Unless the contrary intention appears, a term that is used in these Standards and in the Act has the same meaning in these Standards as it has in the Act.

- (2) In these Standards, a reference to a class of building by a number, or by a number and letter, is a reference to a building of that class within the meaning of the Access Code.
- (3) For these Standards, a building is constructed, and building work is carried out, for the Crown if the building is constructed, or the building work is carried out, for any of the following:
- (a) the Commonwealth;
 - (b) a State;
 - (c) a Territory;
 - (d) a public authority of the Commonwealth;
 - (e) an instrumentality of a State.
- (4) The Access Code is taken to be part of these Standards.

Part 2 Scope of Standards

2.1 Buildings to which Standards apply

- (1) Subject to subsection (2), these Standards apply to the following:
- (a) a new building, to the extent that the building is:
 - (i) a specified Class 1b building; or
 - (ii) a Class 2 building that has accommodation available for short-term rent; or
 - (iii) a Class 3, 5, 6, 7, 8, 9 or 10 building;
 - (b) a new part, and any affected part, of a building, if the building is:
 - (i) a specified Class 1b building; or
 - (ii) a Class 2 building that:
 - (A) is a new building; and
 - (B) has accommodation available for short-term rent; or
 - (iii) a Class 3, 5, 6, 7, 8, 9 or 10 building;
 - (c) an existing public transport building that is still in use on the target date mentioned in an item in the table in section 3.1.
- (2) These Standards do not apply to the following:
- (a) the internal parts of a sole-occupancy unit (within the meaning of the Access Code) in a Class 2 building;
 - (b) a new Class 10 building, a new part of a Class 10 building, or an affected part of a Class 10 building if it is associated with:
 - (i) a Class 1a building; or
 - (ii) a Class 4 part of a building.

Note 1 The building classifications mentioned in subsections 2.1 (1) and (2) have the meanings set out in clause A4.1 of the Access Code in Schedule 1.

Note 2 The Act applies to actions relating to buildings to which these Standards do not apply.

- (3) A building is a **new building** if:
- (a) it is not a part of a building; and
 - (b) either:
 - (i) an application for approval for its construction is submitted, on or after 1 May 2011, to the competent authority in the State or Territory where the building is located; or
 - (ii) all of the following apply:
 - (A) it is constructed for or on behalf of the Crown;
 - (B) the construction commences on or after 1 May 2011;

Section 2.2

- (C) no application for approval for the construction is submitted, before 1 May 2011, to the competent authority in the State or Territory where the building is located.
- (4) A part of a building is a **new part** of the building if it is an extension to the building or a modified part of the building about which:
- (a) an application for approval for the building work is submitted, on or after 1 May 2011, to the competent authority in the State or Territory where the building is located; or
 - (b) all of the following apply:
 - (i) the building work is carried out for or on behalf of the Crown;
 - (ii) the building work commences on or after 1 May 2011;
 - (iii) no application for approval for the building work is submitted, before 1 May 2011, to the competent authority in the State or Territory where the building is located.
- (5) An affected part is:
- (a) the principal pedestrian entrance of an existing building that contains a new part; and
 - (b) any part of an existing building, that contains a new part, that is necessary to provide a continuous accessible path of travel from the entrance to the new part.
- (6) An **existing public transport building** is a building (other than a new building) that is the passenger use area of a Class 9b or 10 building used for public transport (being the whole or part of the building).

Note An existing public transport building may be a building with or without any new part or affected part.

2.2 Persons to whom Standards apply

- (1) These Standards apply to the following persons to the extent that they are responsible for, or have control over, matters in the Access Code for a relevant building:
- (a) a building certifier;
 - (b) a building developer;
 - (c) a building manager.

Note For the meaning of **relevant building** see section 1.4.

- (2) A **building certifier**, for a relevant building, is a person who has responsibility for, or control over, the building approval process for a building.

Example

The following persons could be building certifiers for these Standards:

- (a) private certifiers;
- (b) building surveyors;
- (c) local councils.

Section 2.4

- (3) A **building developer**, for a relevant building, is a person with responsibility for, or control over, its design or construction.

Example

The following persons could be building developers for these Standards:

- (a) property developers;
- (b) property owners;
- (c) building designers;
- (d) builders;
- (e) project managers;
- (f) property lessees.

- (4) A **building manager**, for a relevant building, is a person who has responsibility for, or control over, any of the matters in the Access Code that apply to the building other than matters about the design or construction of the building.

Example

The following persons could be building managers for these Standards:

- (a) property owners;
- (b) property lessees;
- (c) property managers;
- (d) operational staff.

2.3 Actions to which Standards apply

These Standards apply to an action concerning the provision of access to relevant buildings (and facilities and services within them) to the extent that the provision of access is:

- (a) a matter in relation to which, under Part 2 of the Act, it is unlawful to discriminate; and
- (b) a matter covered by the Access Code.

Note These Standards are subject to section 12 of the Act. That is, the provisions of these Standards are limited application provisions within the meaning of that section.

2.4 Construction of Standards

These Standards are intended to be within the power conferred by the Act, and are to be construed accordingly.

Note A provision that, despite this section, cannot be construed as being entirely within the power conferred by the Act has effect to the extent that the provision is within that power — see subsection 13 (2) of the *Legislative Instruments Act 2003*.

Section 3.1

Part 3 Requirements of Standards

3.1 Building certifiers, developers and managers to ensure buildings comply with the Access Code

- (1) A building certifier, building developer or building manager of a relevant building (other than an existing public transport building) must ensure that the building complies with the Access Code.
- (2) A building certifier, building developer or building manager of an existing public transport building must comply with subsection (3) if:
 - (a) the building certifier, building developer or building manager is an operator or provider within the meaning of the Transport Standards; and
 - (b) the existing public transport building is provided for passenger use as part of a public transport service provided by the building certifier, building developer or building manager and is still in use on the target date mentioned in an item in the table in this section.
- (3) The building certifier, building developer or building manager must ensure that the public transport service meets the performance requirements of the Access Code that apply to it for each aspect of the public transport building mentioned in an item of the following table, on and after the target date mentioned in the item, to at least the level of compliance mentioned in the item.

Item	Target date	Aspect	Level of compliance
1	1 May 2011	(a) symbols and signs (b) lighting (c) hearing augmentation (d) emergency warning systems	100%
2	1 May 2011	(a) accessways (b) manoeuvring areas (c) passing areas (d) ramps (e) doorways and doors (f) lifts (g) stairways (h) toilets (i) tactile ground surface indicators (j) controls	25%
3	31 December 2012	(a) surfaces (b) handrails and grabrails	100%

Section 3.2

Item	Target date	Aspect	Level of compliance
4	31 December 2012	(a) accessways (b) manoeuvring areas (c) passing areas (d) ramps (e) doorways and doors (f) lifts (g) stairways (h) toilets (i) tactile ground surface indicators (j) controls	55%
5	31 December 2017	(a) accessways (b) manoeuvring areas (c) passing areas (d) ramps (e) doorways and doors (f) lifts (g) stairways (h) toilets (i) tactile ground surface indicators (j) controls	90%
6	31 December 2022	all aspects applicable to public transport buildings	100%

Note The level of compliance in this table is expressed as a percentage of existing public transport buildings provided by the building certifier, building developer or building manager for passenger use as part of that type of public transport service that are still in use on the target date.

3.2 Compliance with Access Code

- (1) For section 3.1, a building certifier or building developer of a relevant building is taken to have ensured that the building complies with the Access Code if the building complies with:
- (a) the following clauses of the Access Code:
 - (i) clauses D3.1 to D3.12;
 - (ii) clause E3.6;
 - (iii) clauses F2.2 and F2.4; and
 - (b) for a public transport building — Part H2 of the Access Code.

Note The provisions mentioned in paragraphs (a) and (b) are described as deemed-to-satisfy provisions. They are limited to matters relating to the design and construction of a building so this subsection applies only to building certifiers and building developers.

- (2) Subsection (1) is not intended to limit the way in which a relevant building may otherwise satisfy the applicable performance requirements.

Section 3.2

- (3) Without limiting subsection (2), a relevant building is taken to comply with the Access Code if the building provides a level of access that is not less than the level that the building would have provided if it had complied with the provisions mentioned in subsection (1).

Part 4 Exceptions and concessions

4.1 Unjustifiable hardship

- (1) It is not unlawful for a person to fail to comply with a requirement of these Standards if, and to the extent that, compliance would impose unjustifiable hardship on the person.
- (2) However, compliance is required to the maximum extent not involving unjustifiable hardship.

Example

While enlarging a lift may impose unjustifiable hardship, upgrading the lift controls panel to provide braille and tactile buttons may not.

- (3) In determining whether compliance with a requirement of these Standards would involve unjustifiable hardship, all relevant circumstances of the particular case are to be taken into account, including the following:
 - (a) any additional capital, operating or other costs, or loss of revenue, that would be directly incurred by, or reasonably likely to result from, compliance with the requirement;
 - (b) any reductions in capital, operating or other costs, or increases in revenue, that would be directly achieved by, or reasonably likely to result from, compliance with the requirement;
 - (c) the extent to which the construction of the building has or will be financed by government funding;
 - (d) the extent to which the building:
 - (i) is used for public purposes; and
 - (ii) has a community function;
 - (e) the financial position of a person required to comply with these Standards;
 - (f) any effect that compliance with the requirement is reasonably likely to have on the financial viability of a person required to comply;
 - (g) any exceptional technical factors (such as the effect of load bearing elements on the structural integrity of the building) or geographic factors (such as gradient or topography), affecting a person's ability to comply with the requirement;
 - (h) financial, staffing, technical, information and other resources reasonably available to a person required to comply with these Standards, including any grants, tax concessions, subsidies or other external assistance provided or available;
 - (i) whether the cost of alterations to make a premises accessible is disproportionate to the value of the building, taking into consideration the improved value that would result from the alterations;

Section 4.2

- (j) benefits reasonably likely to accrue from compliance with these Standards, including benefits to people with a disability, to building users or to other affected persons, or detriment likely to result from non-compliance;
 - (k) detriment reasonably likely to be suffered by the building developer, building certifier or building manager, or people with a disability or other building users, including in relation to means of access, comfort and convenience, if compliance with these Standards is required;
 - (l) if detriment under paragraph (k) involves loss of heritage significance — the extent to which the heritage features of the building are essential, or merely incidental, to the heritage significance of the building;
 - (m) any evidence regarding efforts made in good faith by a person to comply with these Standards, including consulting access consultants or building certifiers;
 - (n) if a person has given an action plan to the Commission under section 64 of the Act — the terms of the action plan and any evidence about its implementation;
 - (o) the nature and results of any processes of consultation, including at local, regional, State, national, international, industry or other level, involving, or on behalf of, a building developer, building manager or building certifier and people with a disability, about means of achieving compliance with the requirement, including in relation to the factors listed in this subsection;
 - (p) any decisions of a State or Territory body established to make recommendations to building authorities about building access matters.
- (4) If a substantial issue of unjustifiable hardship is raised having regard to the factors mentioned in subsection (3), the following additional factors are to be considered:
- (a) the extent to which substantially equal access to public premises is or may be provided otherwise than by compliance with these Standards;
 - (b) any measures undertaken, or to be undertaken, by, on behalf of, or in association with, a person or organisation to ensure substantially equal access.
- (5) For these Standards, *unjustifiable hardship* is to be interpreted and applied having due regard to the scope and objects of the Act (in particular the object of removing discrimination as far as possible) and the rights and interests of all relevant parties.

4.2 Acts done under statutory authority etc

These Standards do not render unlawful anything done in a circumstance mentioned in section 47 of the Act.

Section 4.5

4.3 Lessees

- (1) If the lessee of a new part of a building submits an application for approval for the building work, the following people do not have to ensure that the affected part of the building complies with these Standards:
 - (a) the building certifier;
 - (b) the building developer;
 - (c) the building manager.
- (2) Subsection (1) does not apply if a building with a new part is leased to only 1 person.

4.4 Lift concession

The requirement in Table E3.6 (b) of the Access Code that a lift is to have a floor dimension of not less than 1 400 mm x 1 600 mm does not apply to an existing passenger lift that is in a new part, or an affected part, of a building, if the lift:

- (a) travels more than 12 m; and
- (b) has a lift floor that is not less than 1 100 mm by 1 400 mm.

4.5 Toilet concession

- (1) Paragraphs F2.4 (c) and (e) of the Access Code, to the extent that they require compliance with AS 1428.1—2009, *Design for access and mobility*, Part 1: *General requirements for access—New building work*, do not apply to the following:
 - (a) existing accessible sanitary compartments;
 - (b) existing sanitary compartments suitable for use by people with a disability.
- (2) For subsection (1) to apply, a sanitary compartment mentioned in paragraph (a) or (b) must:
 - (a) comply with AS 1428.1—2001, *Design for access and mobility*, Part 1: *General requirements for access—New building work*; and
 - (b) be located in a new part of a building.

Section 5.1

Part 5 Commission exemptions

Note This Part is about exemptions from compliance with Part H2 of the Access Code. Part H2 sets out requirements for public transport buildings.

5.1 Commission may grant exemptions

- (1) The following persons may apply to the Commission for an exemption:
 - (a) a person:
 - (i) on the person's own behalf; or
 - (ii) on behalf of the person and another person or other persons; or
 - (iii) on behalf of another person or other persons;
 - (b) 2 or more persons:
 - (i) on their own behalf; or
 - (ii) on behalf of themselves and another person or other persons; or
 - (iii) on behalf of another person or other persons.
- (2) After receiving an application under subsection (1), the Commission may grant the person or persons to whom the application relates an exemption from compliance with some or all of Part H2 of the Access Code.
- (3) The Commission may grant a further exemption from compliance with the same requirements to which an exemption under subsection (2) (the *first exemption*) applied, if:
 - (a) a person makes an application for a further exemption; and
 - (b) the person who makes the application is a person to whom the first exemption relates; and
 - (c) the application is made in the period granted for the exemption granted last.
- (4) Before granting an exemption under subsection (2) or (3), the Commission:
 - (a) must consult with the Accessible Public Transport Jurisdictional Committee; and
 - (b) may consult with any other body or person that the Commission considers appropriate to consult.
- (5) An exemption granted by the Commission under subsection (2) or (3) must not be granted for a period greater than 5 years.

5.2 Content of exemptions

An exemption granted under subsection 5.1 (2) or (3) must:

- (a) be in writing; and
- (b) state if it is an exemption from compliance with some or all of the requirements of Part H2 of the Access Code; and

Section 5.5

- (c) if it only applies to some of the requirements of Part H2 of the Access Code — state the requirements to which it only applies; and
- (d) state the period for which it is granted; and
- (e) state the following matters if they apply to the exemption:
 - (i) any terms and conditions subject to which the exemption is granted;
 - (ii) any circumstances or activities to which the exemption only applies;
 - (iii) if it is a further exemption.

5.3 Effect of exemption

The following persons do not contravene these Standards if the person's failure to comply with the Standards is in accordance with an exemption granted under section 5.1:

- (a) a person granted the exemption;
- (b) a person in the employment of, or under the direction or control of, a person granted the exemption.

Note Section 32 of the Act provides that it is unlawful for a person to contravene a disability standard.

5.4 Review of exemptions by Administrative Appeals Tribunal

A person may apply to the Administrative Appeals Tribunal for review of decisions made by the Commission under section 5.1.

5.5 Publication of notice of decision

- (1) Within 1 month after it makes a decision under section 5.1 the Commission must organise for a notice of the making of the decision to be published in the *Gazette*:
 - (a) stating its findings on material questions of facts; and
 - (b) stating the evidence on which those findings were based; and
 - (c) stating the reasons for the making of the decision; and
 - (d) containing a statement to the effect that, subject to the *Administrative Appeals Tribunal Act 1975*, application may be made to the Administrative Appeals Tribunal for a review of the decision to which the notice relates by or on behalf of any person or persons whose interests are affected by the decision.
- (2) A failure to comply with any part of subsection (1) for a decision does not affect the validity of the decision.

Section 6.1

Part 6 Review**6.1 Timetable for review**

- (1) The Minister for Innovation, Industry, Science and Research, in consultation with the Attorney-General, is to:
 - (a) review the effectiveness of these Standards in achieving their objects; and
 - (b) carry out a subsequent review every 5 years after the previous review is finished.
- (2) The review must start within 4 years after these Standards commence and be finished within 5 years after that date.
- (3) All reviews must identify any necessary amendments to these Standards.

Schedule 1 Access Code for Buildings

(section 1.4)

Note The Access Code is prepared by the Office of the Australian Building Codes Board in consultation with the Attorney-General's Department.

Part A1 Interpretation

A1.1 Definitions

accessible means having features to enable use by people with a disability.

accessway means a continuous *accessible* path of travel (as defined in AS 1428.1) to, into or within a building.

aged care building means a Class 9c building for residential accommodation of aged persons who, due to varying degrees of incapacity associated with the ageing process, are provided with personal care services and 24-hour staff assistance to evacuate the building during an emergency.

assembly building means a building where people may assemble for —

- (a) civic, theatrical, social, political or religious purposes, including a library, theatre, public hall or place of worship; or
- (b) educational purposes in a *school*, *early childhood centre*, preschool, or the like; or
- (c) entertainment, recreational or sporting purposes, including —
 - (i) a discotheque, nightclub or a bar area of a hotel or motel providing live entertainment or containing a dance floor; or
 - (ii) a cinema; or
 - (iii) a sports stadium, sporting or other club; or
- (d) transit purposes, including a bus station, railway station, airport or ferry terminal.

atrium has the same meaning as in the *BCA*.

BCA means the Building Code of Australia 2019.

carpark means a building that is used for the parking of motor vehicles but is neither a *private garage* nor used for the servicing of vehicles, other than washing, cleaning or polishing.

drainage means any sanitary drainage, liquid trade waste drainage or stormwater drainage system.

early childhood centre means any premises, or part thereof, providing or intending to provide a centre-based education and care service within the meaning of the *Education and Care Services National Law Act 2010* (Vic), the Education and Care Services National Regulations (NSW) and centre-based services that are licensed or approved under State and Territory children's services law, but excludes education and care primarily provided to school aged children in outside school hours settings.

Note: In 2020, the *Education and Care Services National Law Act 2010* (Vic) could be accessed from www.legislation.vic.gov.au and the Education and Care Services National Regulations (NSW) could be accessed from www.legislation.nsw.gov.au.

electric passenger lift means a power-operated lift for raising or lowering people in a car in which the motion of the car is obtained from an electric motor mechanically coupled to the hoisting mechanism.

electrohydraulic passenger lift means a power-operated lift for raising or lowering people in a car in which the motion of the car is obtained from the action of liquid under pressure acting on a piston or ram, the pressure being generated by a pump driven by an individual electric motor.

exit has the same meaning as in the *BCA*.

fire-isolated ramp means a ramp within a fire-resisting enclosure which provides egress from a *storey*.

fire-isolated stairway means a stairway within a fire-resisting shaft and includes the floor and roof or top enclosing structure.

fire safety system means one or any combination of the methods used in a building to:

- (a) warn people of an emergency; or
- (b) provide for safe evacuation; or
- (c) restrict the spread of fire; or
- (d) extinguish a fire;

and includes both active and passive systems.

floor area means:

- (a) in relation to a building — the total area of all *storeys*; and
- (b) in relation to a *storey* — the area of all floors of that *storey* measured over the enclosing walls, and includes:
 - (i) the area of a *mezzanine* within the *storey*, measured within the finished surfaces of any external walls; and
 - (ii) the area occupied by any internal walls or partitions, any cupboard, or other built-in furniture, fixture or fitting; and
 - (iii) if there is no enclosing wall, an area which has a use that:
 - (A) contributes to the fire load; or
 - (B) impacts on the safety, health or amenity of the occupants in relation to the provisions of the *BCA*; and
- (c) in relation to a room — the area of the room measured within the finished surfaces of the walls, and includes the area occupied by any cupboard or other built-in furniture, fixture or fitting; and
- (d) in relation to a fire compartment — the total area of all floors within the fire compartment measured within the finished surfaces of the bounding construction, and if there is no bounding construction, includes an area which has a use which contributes to the fire load; and

-
- (e) in relation to an *atrium* — the total area of all floors within the *atrium* measured within the finished surfaces of the bounding construction and if no bounding construction, within the external walls.

health-care building means a building whose occupants or patients undergoing medical treatment generally need physical assistance to evacuate the building during an emergency and includes:

- (a) a public or private hospital; or
- (b) a nursing home or similar facility for sick or disabled persons needing full-time nursing care; or
- (c) a clinic, day surgery or procedure unit where the effects of the predominant treatment administered involve patients becoming non-ambulatory and requiring supervised medical care on the premises for some time after the treatment.

heated water means water that has been intentionally heated. It is normally referred to as hot water or warm water.

inclined lift means a power-operated device for raising or lowering people within a carriage that has one or more rigid guides on an inclined plane.

luminance contrast means the light reflected from one surface or component, compared to the light reflected from another surface or component.

low-rise, low-speed constant pressure lift means a power-operated low-rise, low-speed device for raising or lowering people with limited mobility on a carriage that is controlled by the application of constant pressure to a control.

low-rise platform lift means a power-operated device for raising or lowering people with limited mobility on a platform, that is controlled automatically or by the application of constant pressure to a control.

mezzanine means an intermediate floor within a room.

NCC means the National Construction Code 2019.

Note: In 2020, the National Construction Code 2019 could be accessed from www.ncc.abcb.gov.au.

performance requirement means a requirement which states the level of performance which a Performance Solution or Deemed-to-Satisfy Solution must meet.

private bushfire shelter means a structure associated with, but not attached to, or part of a Class 1a dwelling that may, as a last resort, provide shelter for occupants from immediate life threatening effects of a bushfire.

private garage means:

- (a) any garage associated with a Class 1 building; or
- (b) any single *storey* of a building of another Class capable of accommodating not more than 3 vehicles, if there is only one such *storey* in the building; or
- (c) any separate single *storey* garage associated with another building where such garage is capable of accommodating not more than 3 vehicles.

required means *required* to satisfy a Performance Requirement or a Deemed-to-Satisfy Provision of the Access Code as appropriate.

residential aged care building means a building whose residents, due to their incapacity associated with the ageing process, are provided with physical assistance in conducting their daily activities and to evacuate the building during an emergency.

sanitary compartment means a room or space containing a closet pan or urinal.

school includes a primary or secondary *school*, college, university or similar educational establishment.

small-sized, low-speed automatic lift means a restricted use power-operated device for the infrequent raising or lowering of people with limited mobility on a platform that is controlled automatically but has the capability of being electrically isolated by a key-lockable control.

sole-occupancy unit (SOU) means a room or other part of a building for occupation by one or joint owner, lessee tenant, or other occupier to the exclusion of any other owner, lessee, tenant, or other occupier and includes:

- (a) a dwelling; or
- (b) a room or suite of rooms in a Class 3 building which includes sleeping facilities; or
- (c) a room or suite of associated rooms in a Class 5, 6, 7, 8 or 9 building; or
- (d) a room or suite of associated rooms in a Class 9c building, which includes sleeping facilities and any area for the exclusive use of a resident.

stairway platform lift means a power-operated device for raising or lowering people with limited mobility on a platform (with or without a chair) in the direction of a stairway.

storey has the same meaning as in the *BCA*.

swimming pool means any excavation or structure containing water and principally used, or that is designed, manufactured or adapted to be principally used for swimming, wading, paddling, or the like, including a bathing or wading pool, or spa.

A1.2 Language

A reference to a building in the Access Code is a reference to an entire building or part of a building, as the case requires.

Part A2 Adoption of Standards etc

A2.1 Adoption of Standards and other references

Where a Deemed-to-Satisfy Provision references a document, rule, specification or provision, that adoption does not include a provision:

- (a) specifying or defining the respective rights, responsibilities or obligations as between themselves of any manufacturer, supplier or purchaser; or
- (b) specifying the responsibilities of any trades person or other building operative, architect, engineer, authority, or other person or body; or
- (c) requiring the submission for approval of any material, building component, form or method of construction, to any person, authority or body other than a person or body empowered under State or Territory legislation to give that approval; or
- (d) specifying that a material, building component, form or method of construction must be submitted to any person, authority or body for expression of opinion; or
- (e) permitting a departure from the code, rule, specification or provision at the sole discretion of the manufacturer or purchaser, or by arrangement or agreement between the manufacturer and purchaser.

A2.2 Referenced Standards etc

- (1) A reference in a Deemed-to-Satisfy Provision to a document under clause A2.1 refers to the edition or issue, together with any amendment, listed in clause A3.1 and only so much as is relevant in the context in which the document is quoted.
- (2) Any:
 - (a) reference in a document listed in clause A3.1 (primary document) to another document (secondary document); and
 - (b) subsequent references to other documents in secondary documents and those other documents;is a reference to the secondary and other documents as they existed at the time of publication of the primary document listed in clause A3.1.
- (3) The provisions of subclause (2) do not apply if the secondary referenced document is also a primary referenced document.

A2.3 Differences between referenced documents and the Access Code

The Access Code overrules in any difference arising between it and any Standard, rule, specification or provision in a document listed in clause A3.1.

A2.4 Fire safety

Fire safety provisions relating to the construction of buildings are located in the *BCA*.

Part A3 Access Code — documents adopted by reference

A3.1 Documents adopted by reference

The Standards and other documents listed in column 1 of Table 1 are referred to in the clauses of the Access Code listed in column 4 of the table.

Table 1 Schedule of referenced documents

No.	Date	Title	Provision(s) of Access Code
AS 1428		Design for access and mobility	
Part 1	2009	General requirements for access — New building work (incorporating amendments 1 and 2)	A1.1, D3.1, D3.2, D3.3, D3.6, D3.8, D3.9, D3.10, D3.12, D5.2, D5.3, F2.4
Part 1	2001	General requirements for access — New building work	H2.7, H2.8, H2.10, H2.15
Part 1 (Supplement 1)	1993	General requirements for access — Buildings — Commentary	H2.2
Part 2	1992	Enhanced and additional requirements — Buildings and facilities	H2.2, H2.3, H2.4, H2.5, H2.7, H2.10, H2.11, H2.12, H2.13, H2.14
Part 4	1992	Tactile ground surface indicators for the orientation of people with vision impairment	H2.11
AS/NZS 1428		Design for access and mobility	
Part 4.1	2009	Means to assist the orientation of people with vision impairment — Tactile ground surface indicators (incorporating amendments 1 and 2)	D3.8
AS 1735		Lifts, escalators and moving walks (SAA Lift Code)	
Part 12	1999	Facilities for persons with disabilities (incorporating amendment 1)	E3.6, H2.6
AS/NZS 2890		Parking facilities	
Part 6	2009	Off-street parking for people with disabilities	D3.5
AS 4586	2013	Slip resistance classification of new pedestrian surface materials (incorporating amendment 1)	F3.2
<i>Transport Standards</i>	2002		F2.9, H2.1

Part A4 Building classifications

A4.1 Classifications

Class 1 — one or more buildings which in association constitute:

- (a) **Class 1a** — a single dwelling being:
 - (i) a detached house; or
 - (ii) one of a group of two or more attached dwellings, each being a building, separated by a fire-resisting wall, including a row house, terrace house, town house or villa unit; or
- (b) **Class 1b**:
 - (i) a boarding house, guest house, hostel or the like:
 - (A) with a total area of all floors not exceeding 300 m² measured over the enclosing wall of the Class 1b; and
 - (B) in which not more than 12 persons would ordinarily be resident; or
 - (ii) 4 or more single dwellings located on one allotment and used for short-term holiday accommodation;

which are not located above or below another dwelling or another Class of building other than a *private garage*.

Class 2 — a building containing 2 or more *sole-occupancy units*, each being a separate dwelling.

Class 3 — a residential building, other than a building of Class 1 or 2, which is a common place of long term or transient living for a number of unrelated persons, including:

- (a) a boarding-house, guest house, hostel, lodging-house or backpackers accommodation; or
- (b) a residential part of an hotel or motel; or
- (c) a residential part of a *school*; or
- (d) accommodation for the aged, children or people with a disability; or
- (e) a residential part of a *health-care building* which accommodates members of staff; or
- (f) a residential part of a detention centre.

Class 4 — a dwelling in a building that is Class 5, 6, 7, 8 or 9 if it is the only dwelling in the building.

Class 5 — an office building used for professional or commercial purposes, excluding buildings of Class 6, 7, 8 or 9.

Class 6 — a shop or other building for the sale of goods by retail or the supply of services direct to the public, including:

- (a) an eating room, cafe, restaurant, milk or soft-drink bar; or

-
- (b) a dining room, bar area that is not an *assembly building*, shop or kiosk part of a hotel or motel; or
 - (c) a hairdresser's or barber's shop, public laundry, or undertaker's establishment; or
 - (d) market or sale room, showroom, or service station.

Class 7 — a building which is:

- (a) **Class 7a** — a *carpark*; or
- (b) **Class 7b** — for storage, or display of goods or produce for sale by wholesale.

Class 8 — a laboratory, or a building in which a handicraft or process for the production, assembling, altering, repairing, packing, finishing, or cleaning of goods or produce is carried on for trade, sale, or gain.

Class 9 — a building of a public nature:

- (a) **Class 9a** — a *health-care building*; including those parts of the building set aside as a laboratory; or
- (b) **Class 9b** — an *assembly building*, including a trade workshop, laboratory or the like in a primary or secondary *school*, but excluding any other parts of the building that are of another Class; or
- (c) **Class 9c** — an *aged care building*.

Class 10 — a non-habitable building or structure:

- (a) **Class 10a** — a non-habitable building being a *private garage*, carport, shed, or the like; or
- (b) **Class 10b** — a structure being a fence, mast, antenna, retaining or free-standing wall, *swimming pool*, or the like; or
- (c) **Class 10c** — a *private bushfire shelter*.

Part D Access and egress—Performance Requirements

DP1 Access for people with a disability

Access must be provided, to the degree necessary, to enable:

- (a) people to:
 - (i) approach the building from the road boundary and from any *accessible* carparking spaces associated with the building; and
 - (ii) approach the building from any *accessible* associated building; and
 - (iii) access work and public spaces, accommodation and facilities for personal hygiene; and
- (b) identification of *accessways* at appropriate locations which are easy to find.

DP4 Exits

Exits must be provided from a building to allow occupants to evacuate safely, with their number, location and dimensions being appropriate to:

- (a) the travel distance; and
- (b) the number, mobility and other characteristics of occupants; and
- (c) the function or use of the building; and
- (d) the height of the building; and
- (e) whether the *exit* is from above or below ground level.

DP6 Paths of travel to exits

So that occupants can safely evacuate the building, *accessways* to *exits* must have dimensions appropriate to:

- (a) the number, mobility and other characteristics of occupants; and
- (b) the function or use of the building.

Limitation Clause DP6 does not apply to a Class 1b or Class 10 building, or the internal parts of a *sole-occupancy unit* in a Class 3 building.

DP7 Evacuation lifts

Where a lift is intended to be used in addition to the required exits to assist occupants to evacuate a building safely, the type, number, location and fire-isolation must be appropriate to:

- (a) the travel distance to the lift; and
- (b) the number, mobility and other characteristics of occupants; and
- (c) the function or use of the building; and
- (d) the number of *storeys* connected by the lift; and

-
- (e) the *fire safety system* installed in the building; and
 - (f) the waiting time, travel time and capacity of the lift; and
 - (g) the reliability and availability of the lift; and
 - (h) the emergency procedures for the building.

DP8 Carparking for people with a disability

Carparking spaces for use by people with a disability must be:

- (a) provided, to the degree necessary, to give equitable access for carparking; and
- (b) designated and easy to find.

Limitation Clause DP8 does not apply to a building where:

- (a) a parking service is provided; and
- (b) direct access to any carparking spaces by the general public or occupants is not available.

DP9 Communication systems for people with hearing impairment

An inbuilt communication system for entry, information, entertainment, or for the provision of a service, must be suitable for occupants who are deaf or hearing impaired.

Limitation Clause DP9 does not apply to an inbuilt communication system used only for emergency warning purposes.

Part D3 Access for people with a disability

D3.0 Deemed-to-satisfy provisions

- (1) The Performance Requirements of clauses DP1, DP4, DP6, DP8 and DP9 are satisfied by complying with:
 - (a) clauses D3.1 to D3.12; and
 - (b) for public transport buildings—Part H2.
- (2) Performance Requirement DP7 must be complied with if lifts are to be used to assist occupants to evacuate a building.

D3.1 General building access requirements

Buildings and parts of buildings must be *accessible* as *required* by Table D3.1, unless exempted by clause D3.4.

Table D3.1: Requirements for access for people with a disability

Class of building	Access requirements
Class 1b ⁽¹⁾	
(a) Dwellings located on one allotment ⁽²⁾ and used for short-term holiday accommodation consisting of: <ol style="list-style-type: none"> (i) 4 to 10 dwellings (ii) 11 to 40 dwellings (iii) 41 to 60 dwellings (iv) 61 to 80 dwellings (v) 81 to 100 dwellings (iv) more than 100 dwellings 	To and within: <ol style="list-style-type: none"> 1 dwelling 2 dwellings 3 dwellings 4 dwellings 5 dwellings 5 dwellings plus one additional dwelling for each additional 30 dwellings or part thereof in excess of 100 dwellings
(b) A boarding house, bed and breakfast, guest house, hostel or the like, other than those described in (a)	To and within: <ol style="list-style-type: none"> 1 bedroom and associated sanitary facilities; and not less than 1 of each type of room or space for use in common by the residents or guests, including a cooking facility, sauna, gymnasium, <i>swimming pool</i>, laundry, games room, eating area, or the like; and rooms or spaces for use in common by all residents on a floor to which access by way of a ramp complying with AS 1428.1 or a passenger lift is provided

Class of building	Access requirements
11 to 40 <i>sole-occupancy units</i>	2 <i>accessible sole-occupancy units</i> .
41 to 60 <i>sole-occupancy units</i>	3 <i>accessible sole-occupancy units</i> .
61 to 80 <i>sole-occupancy units</i>	4 <i>accessible sole-occupancy units</i> .
81 to 100 <i>sole-occupancy units</i>	5 <i>accessible sole-occupancy units</i> .
101 to 200 <i>sole-occupancy units</i>	5 <i>accessible sole-occupancy units</i> plus 1 additional <i>accessible sole-occupancy unit</i> for every 25 units or part thereof in excess of 100.
201 to 500 <i>sole-occupancy units</i>	9 <i>accessible sole-occupancy units</i> plus 1 additional <i>accessible sole-occupancy unit</i> for every 30 units or part thereof in excess of 200.
more than 500 <i>sole-occupancy units</i>	19 <i>accessible sole-occupancy units</i> plus 1 additional <i>accessible sole-occupancy unit</i> for every 50 units or part thereof in excess of 500. Not more than 2 <i>required accessible sole-occupancy units</i> may be located adjacent to each other. Where more than 2 <i>accessible sole-occupancy units</i> are <i>required</i> , they must be representative of the range of rooms available.
Class 5	To and within all areas normally used by the occupants
Class 6	To and within all areas normally used by the occupants
Class 7a	To and within any level containing <i>accessible</i> carparking spaces
Class 7b	To and within all areas normally used by the occupants
Class 8	To and within all areas normally used by the occupants
Class 9a	To and within all areas normally used by the occupants
Class 9b	
<i>Schools and early childhood centres</i>	To and within all areas normally used by the occupants
An <i>assembly building</i> not being a <i>school</i> or an <i>early childhood centre</i>	To wheelchair seating spaces provided in accordance with clause D3.9 To and within all other areas normally used by the occupants, except that access need not be provided to tiers or platforms of seating areas that do not contain wheelchair seating spaces
Class 9c	
Common areas	From a pedestrian entrance <i>required</i> to be <i>accessible</i> to at least one floor containing <i>sole-occupancy units</i> and to the entrance doorway of each <i>sole-occupancy unit</i> located on that level

Class of building	Access requirements
	To and within not less than one of each type of room or space for use in common by the residents, including a cooking facility, sauna, gymnasium, <i>swimming pool</i> , common laundry, games room, TV room, individual shop, dining room, public viewing area, ticket purchasing service, lunchroom, lounge room, or the like
	Where a ramp complying with AS 1428.1 or a passenger lift is installed: <ul style="list-style-type: none"> (a) to the entrance doorway of each <i>sole-occupancy unit</i>; and (b) to and within rooms or spaces for use in common by the residents; located on the levels served by the lift or ramp
Sole-occupancy units If the building or group of buildings contain: 1 to 10 sole-occupancy units 11 to 40 sole-occupancy units 41 to 60 sole-occupancy units 61 to 80 sole-occupancy units	Where more than 2 <i>accessible sole-occupancy units</i> are <i>required</i> , they must be representative of the range of rooms available. To and within: 1 accessible sole-occupancy unit 2 accessible sole-occupancy units 3 accessible sole-occupancy units 4 accessible sole-occupancy units
81 to 100 sole-occupancy units 101 to 200 sole-occupancy units 201 to 500 sole-occupancy units more than 500 sole-occupancy units	5 accessible sole-occupancy units <i>5 accessible sole-occupancy units</i> plus 1 additional <i>accessible sole-occupancy unit</i> for every 25 units or part thereof in excess of 100 <i>9 accessible sole-occupancy units</i> plus 1 additional <i>accessible sole-occupancy unit</i> for every 30 units or part thereof in excess of 200 <i>19 accessible sole-occupancy units</i> plus 1 additional <i>accessible sole-occupancy unit</i> for every 50 units or part thereof in excess of 500
Class 10a	
Non-habitable building located in an <i>accessible</i> area intended for use by the public and containing a sanitary facility, change room facility or shelter	To and within: <ul style="list-style-type: none"> (a) an <i>accessible</i> sanitary facility; and (b) a change room facility; and (c) a public shelter or the like
Class 10b	

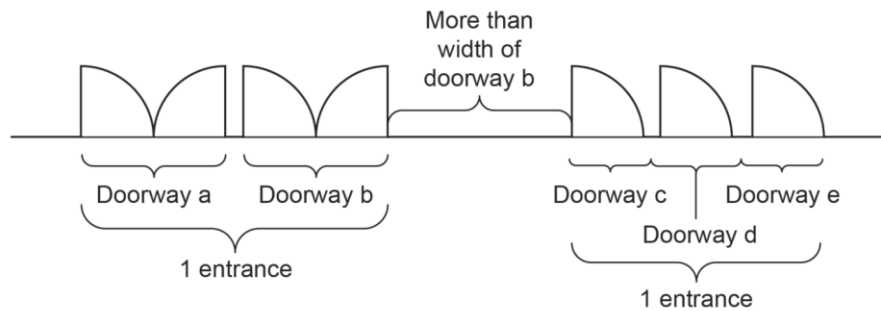
Class of building	Access requirements
Swimming pool	To and into <i>swimming pools</i> with a total perimeter greater than 40m, associated with a Class 1b, 2, 3, 5, 6, 7, 8 or 9 building that is <i>required</i> to be <i>accessible</i> , but not <i>swimming pools</i> for the exclusive use of occupants of a 1b building or a <i>sole-occupancy unit</i> in a Class 2 or Class 3 building

D3.2 Access to buildings

- (1) An *accessway* must be provided to a building *required* to be *accessible*:
 - (a) from the main points of a pedestrian entry at the allotment boundary; and
 - (b) from another *accessible* building connected by a pedestrian link; and
 - (c) from any *required accessible* carparking space on the allotment.
- (2) In a building *required* to be *accessible*, an *accessway* must be provided through the principal pedestrian entrance, and:
 - (a) through not less than 50% of all pedestrian entrances including the principal pedestrian entrance; and
 - (b) in a building with a total *floor area* more than 500 m², a pedestrian entrance which is not *accessible* must not be located more than 50 m from an *accessible* pedestrian entrance;

except for pedestrian entrances serving only areas exempted by clause D3.4.
- (3) Where a pedestrian entrance *required* to be *accessible* has multiple doorways:
 - (a) if the pedestrian entrance consists of not more than 3 doorways — not less than one of those doorways must be *accessible*; and
 - (b) if the pedestrian entrance consists of more than 3 doorways — not less than 50% of those doorways must be *accessible*.
- (4) For the purposes of subclause (3):
 - (a) an *accessible* pedestrian entrance with multiple doorways is considered to be one pedestrian entrance where:
 - (i) all doorways serve the same part or parts of the building; and
 - (ii) the distance between each doorway is not more than the width of the widest doorway at that pedestrian entrance (see Figure D3.2); and
 - (b) a doorway is considered to be the clear, unobstructed opening created by the opening of one or more door leaves (see Figure D3.2).
- (5) Where a doorway on an *accessway* has multiple leaves, (except an automatic opening door) one of those leaves must have a clear opening width of not less than 850 mm in accordance with AS 1428.1.

Figure D3.2 Doorways and pedestrian entrances for access purposes



D3.3 Parts of buildings to be accessible

In a building *required to be accessible*:

- (a) every ramp and stairway, except for ramps and stairways in areas exempted by clause D3.4, must comply with:
 - (i) for a ramp, except a fire-isolated ramp, clause 10 of AS 1428.1; and
 - (ii) for a stairway, except a fire-isolated stairway, clause 11 of AS 1428.1;
 - (iii) for a fire-isolated stairway, clause 11.1(f) and (g) of AS 1428.1;
- (b) every passenger lift must comply with clause E3.6;
- (c) *accessways* must have:
 - (i) passing spaces complying with AS 1428.1 at maximum 20 m intervals on those parts of an *accessway* where a direct line of sight is not available; and
 - (ii) turning spaces complying with AS 1428.1:
 - (A) within 2 m of the end of *accessways* where it is not possible to continue travelling along the *accessway*; and
 - (B) at maximum 20 m intervals along the *accessway*;
- (d) an intersection of *accessways* satisfies the spatial requirements for a passing and turning space;
- (e) a passing space may serve as a turning space;
- (f) a ramp complying with AS 1428.1 or a passenger lift need not be provided to serve a *storey* or level other than the entrance *storey* in a Class 5, 6, 7b or 8 building-
 - (i) containing not more than 3 *storeys*; and
 - (ii) with a *floor area* for each *storey*, excluding the entrance *storey*, of not more than 200 m²;
- (g) clause 7.4.1 (a) of AS 1428.1 does not apply and is replaced with ‘the pile height or pile thickness shall not exceed 11 mm and the carpet backing thickness shall not exceed 4 mm’; and

- (h) the carpet pile height or pile thickness dimension, carpet backing thickness dimension and their combined dimension shown in figure 8 of AS 1428.1 do not apply and are replaced with 11 mm, 4 mm and 15 mm respectively.

D3.4 Exemptions

The following areas are not *required* to be *accessible*:

- (a) an area where access would be inappropriate because of the particular purpose for which the area is used.
- (b) an area that would pose a health or safety risk for people with a disability.
- (c) any path of travel providing access only to an area exempted by this clause.

D3.5 Accessible carparking

Accessible carparking spaces:

- (a) subject to (b), must be provided in accordance with Table D3.5 in:
 - (i) a Class 7a building *required* to be *accessible*; and
 - (ii) a carparking area on the same allotment as a building *required* to be *accessible*; and
- (b) need not be provided in a Class 7a building or a carparking area where a parking service is provided and direct access to any of the carparking spaces is not available to the public; and
- (c) subject to (d), must comply with AS/NZS 2890.6; and
- (d) need not be identified with signage where there is a total of not more than 5 carparking spaces, so as to restrict the use of the carparking space only for people with a disability.

Table D3.5 Carparking spaces for people with a disability

Class of building to which the Class 7a building or carparking area is associated	Number of accessible carparking spaces required
Class 1b and 3	
(a) Boarding house, guest house, hostel, lodging house, backpackers accommodation, or the residential part of a hotel or motel.	To be calculated by multiplying the total number of carparking spaces by the percentage of: <ul style="list-style-type: none"> (a) accessible sole-occupancy units to the total number of sole-occupancy units; or (b) <i>accessible</i> bedrooms to the total number of bedrooms; and the calculated number is to be taken to the next whole figure.

Class of building to which the Class 7a building or carparking area is associated	Number of accessible carparking spaces required
(b) Residential part of a <i>school</i> , accommodation for the aged, disabled or children, residential part of a <i>health care building</i> which accommodates members of staff or the residential part of a detention centre.	1 space for every 100 carparking spaces or part thereof.
Class 5, 7, 8 and 9c	1 space for every 100 carparking spaces or part thereof.
Class 6	
(a) Up to 1 000 carparking spaces; and	1 space for every 50 carparking spaces or part thereof.
(b) for each additional 100 carparking spaces or part thereof in excess of 1 000 carparking spaces.	1 space.
Class 9a	
(a) Hospital (non-outpatient area)	1 space for every 100 carparking spaces or part thereof.
(b) Hospital (outpatient area): (i) up to 1 000 carparking spaces; and (ii) for each additional 100 carparking spaces or part thereof in excess of 1 000 carparking spaces.	1 space for every 50 carparking spaces or part thereof. 1 space.
(c) Nursing home	1 space for every 100 carparking spaces or part thereof.
(d) Clinic or day surgery not forming part of a hospital	1 space for every 50 carparking spaces or part thereof.
Class 9b	
(a) School	1 space for every 100 carparking spaces or part thereof.
(b) Other assembly buildings: (i) up to 1 000 carparking spaces; and (ii) for each additional 100 carparking spaces or part thereof in excess of 1 000 carparking spaces.	1 space for every 50 carparking spaces or part thereof. 1 space.

D3.6 Signage

In a building *required* to be *accessible*:

- (a) braille and tactile signage complying with Part D4 must:
 - (i) incorporate the international symbol of access or deafness, as appropriate, in accordance with AS 1428.1 and identify each:
 - (A) sanitary facility, except a sanitary facility associated with a bedroom in a Class 1b building or a *sole-occupancy unit* in a Class 3 or Class 9c building; and
 - (B) space with a hearing augmentation system; and
 - (ii) identify each door *required* by Part E4.5 of the *BCA* to be provided with an *exit* sign and state:
 - (A) “Exit”; and
 - (B) “Level”; andany of the following:
 - (C) the floor level number;
 - (D) a floor level descriptor;
 - (E) a combination of (C) and (D); and
- (b) signage including the international symbol for deafness in accordance with AS 1428.1 must be provided within a room containing a hearing augmentation system identifying:
 - (i) the type of hearing augmentation; and
 - (ii) the area covered within the room; and
 - (iii) if receivers are being used and where the receivers can be obtained; and
- (c) signage in accordance with AS 1428.1 must be provided for *accessible* unisex sanitary facilities to identify if the facility is suitable for left or right handed use; and
- (d) signage to identify an ambulant *accessible* sanitary facility in accordance with AS 1428.1 must be located on the door of the facility; and
- (e) where a pedestrian entrance is not *accessible*, directional signage incorporating the international symbol of access, in accordance with AS 1428.1 must be provided to direct a person to the location of the nearest *accessible* pedestrian entrance; and
- (f) where a bank of sanitary facilities is not provided with an *accessible* unisex sanitary facility, directional signage incorporating the international symbol of access in accordance with AS 1428.1 must be placed at the location of the sanitary facilities that are not *accessible*, to direct a person to the location of the nearest *accessible* unisex sanitary facility; and
- (g) in a building subject to clause F2.9, directional signage complying with Part D4 must be provided at the location of each:
 - (i) bank of sanitary facilities; and
 - (ii) *accessible* unisex sanitary facility, other than one that incorporates an *accessible* adult change facility;

to direct a person to the location of the nearest *accessible* adult change facility within that building.

D3.7 Hearing augmentation

- (1) A hearing augmentation system must be provided where an inbuilt amplification system, other than one used only for emergency warning, is installed:
 - (a) in a room in a Class 9b building; or
 - (b) in an auditorium, conference room, meeting room or room for judicatory purposes; or
 - (c) at any ticket office, teller's booth, reception area or the like, where the public is screened from the service provider.
- (2) If a hearing augmentation system *required* by subclause (1) is:
 - (a) an induction loop, it must be provided to not less than 80% of the *floor area* of the room or space served by the inbuilt amplification system; or
 - (b) a system requiring the use of receivers or the like, it must be available to not less than 95% of the *floor area* of the room or space served by the inbuilt amplification system, and the number of receivers provided must be not less than:
 - (i) if the room or space accommodates up to 500 persons, 1 receiver for every 25 persons (or part thereof), or 2 receivers, whichever is the greater; and
 - (ii) if the room or space accommodates more than 500 persons but not more than 1 000 persons, 20 receivers plus 1 receiver for every 33 persons (or part thereof) in excess of 500 persons; and
 - (iii) if the room or space accommodates more than 1 000 persons but not more than 2 000 persons, 35 receivers plus 1 receiver for every 50 persons (or part thereof) in excess of 1 000 persons; and
 - (iv) if the room or space accommodates more than 2 000 persons, 55 receivers plus 1 receiver for every 100 persons (or part thereof) in excess of 2 000 persons.
- (3) The number of persons accommodated in the room or space served by an inbuilt amplification system must be calculated according to clause D1.13 of the *BCA*.
- (4) Any screen or scoreboard associated with a Class 9b building and capable of displaying public announcements must be capable of supplementing any public address system, other than a public address system used for emergency warning purposes only.

D3.8 Tactile indicators

- (1) For a building *required* to be *accessible*, tactile ground surface indicators must be provided to warn people who are blind or have a vision impairment that they are approaching:
 - (a) a stairway, other than a *fire-isolated stairway*;

- (b) an escalator;
 - (c) a passenger conveyor or moving walk;
 - (d) a ramp other than a *fire-isolated ramp*, a step ramp, a kerb ramp or a *swimming pool ramp*; and
 - (e) in the absence of a suitable barrier:
 - (i) an overhead obstruction less than 2 m above floor level, other than a doorway; and
 - (ii) an *accessway* meeting a vehicular way adjacent to any pedestrian entrance to a building, excluding a pedestrian entrance serving an area referred to in clause D3.4, if there is no kerb or kerb ramp at that point;
 except for areas exempted by clause D3.4.
- (2) Tactile ground surface indicators *required* by subclause (1) must comply with sections 1 and 2 of AS/NZS 1428.4.1.
- (3) A hostel for the aged, nursing home for the aged, a *residential aged care building*, Class 3 accommodation for the aged, Class 9a *health-care building* or a Class 9c building need not comply with paragraphs (1) (a) and (d) if handrails incorporating a raised dome button in accordance with AS/NZS 1428.4.1 are provided to warn people who are blind or have a vision impairment that they are approaching a stairway or ramp.

D3.9 Wheelchair seating spaces in Class 9b assembly buildings

Where fixed seating is provided in a Class 9b *assembly building*, wheelchair seating spaces complying with AS 1428.1 must be provided in accordance with the following:

- (a) the number and grouping of wheelchair seating spaces must be in accordance with Table D3.9; and
- (b) in a cinema:
 - (i) with not more than 300 seats — wheelchair seating spaces must not be located in the front row of seats; and
 - (ii) with more than 300 seats — not less than 75% of *required* wheelchair seating spaces must be located in rows other than the front row of seats.

Table D3.9 Number of wheelchair seating spaces in Class 9b assembly buildings

Number of fixed seats in a room or space	Number of wheelchair seating spaces	Grouping and location
Up to 150	3 spaces	1 single space; and 1 group of 2 spaces
151 to 800	3 spaces plus 1 additional space for each additional 50 Seats or part thereof in excess of 150 seats	not less than 1 single space; and not less than 1 group of 2 spaces; and not more than 5 spaces in any other group

801 to 10 000	16 spaces plus 1 additional space for each additional 100 seats or part thereof in excess of 800 seats	not less than 2 single spaces; and not less than 2 groups of 2 spaces; and not more than 5 spaces in any other group; and the location of spaces is to be representative of the range of seating provided
More than 10 000	108 spaces plus 1 additional space for each additional 200 seats or part thereof in excess of 10 000 seats	not less than 5 single spaces; and not less than 5 groups of 2 spaces; and not more than 10 spaces in any other group; and the location of spaces is to be representative of the range of seating provided

D3.10 Swimming pools

- (1) Not less than one means of *accessible* water entry/exit in accordance with Part D5 must be provided for each *swimming pool required* by Table D3.1 to be *accessible*.
- (2) An *accessible* entry/exit must be by means of:
 - (a) a fixed or movable ramp and an aquatic wheelchair; or
 - (b) a zero depth entry and an aquatic wheelchair; or
 - (c) a platform *swimming pool* lift and an aquatic wheelchair; or
 - (d) a sling-style *swimming pool* lift.
- (3) Where a *swimming pool* has a perimeter of more than 70 m, at least one *accessible* water entry/exit must be provided by a means specified in paragraph (2) (a), (b) or (c).
- (4) Latching devices on gates and doors forming part of a *swimming pool* safety barrier need not comply with AS 1428.1.

D3.11 Ramps

On an accessway:

- (a) a series of connected ramps must not have a combined vertical rise of more than 3.6 m; and
- (b) a landing for a step ramp must not overlap a landing for another step ramp or ramp.

D3.12 Glazing on an accessway

On an *accessway*, where there is no chair rail, handrail or transom, all frameless or fully glazed doors, sidelights and any glazing capable of being mistaken for a doorway or opening, must be clearly marked in accordance with AS 1428.1.

Part D4 Braille and tactile signs

D4.1 Scope

This Part sets out the requirements for the design and installation of braille and tactile signage as *required* by clause D3.6.

D4.2 Location of braille and tactile signs

Signs including symbols, numbering and lettering must be designed and installed as follows:

- (a) braille and tactile components of a sign must be located not less than 1 200 mm and not higher than 1 600 mm above the floor or ground surface;
- (b) signs with single lines of characters must have the line of tactile characters not less than 1 250 mm and not more than 1 350 mm above the floor or ground surface;
- (c) signs identifying rooms containing features or facilities listed in clause D3.6 must be located:
 - (i) on the wall on the latch side of the door with the leading edge of the sign located between 50 mm and 300 mm from the architrave; and
 - (ii) where (i) is not possible, the sign may be placed on the door itself.

D4.3 Braille and tactile sign specification

- (1) Tactile characters must be raised or embossed to a height of not less than 1 mm and not more than 1.5 mm.
- (2) Title case must be used for all tactile characters, and:
 - (a) upper case tactile characters must have a height of not less than 15 mm and not more than 55 mm, except that the upper case tactile characters on a sign identifying a door *required* by Part E4.5 of the *BCA* to be provided with an *exit* sign must have a height of not less than 20 mm and not more than 55 mm; and
 - (b) lower case tactile characters must have a minimum height of 50% of the related upper case characters.
- (3) Tactile characters, symbols, and the like, must have rounded edges.
- (4) The entire sign, including any frame, must have all edges rounded.
- (5) The background, negative space or fill of signs must be of matt or low sheen finish.
- (6) The characters, symbols, logos and other features on signs must be matt or low sheen finish.

-
- (7) The minimum letter spacing of tactile characters on signs must be 2 mm.
 - (8) The minimum word spacing of tactile characters on signs must be 10mm.
 - (9) The thickness of letter strokes must be not less than 2 mm and not more than 7 mm.
 - (10) Tactile text must be left justified, except that single words may be centre justified.
 - (11) Tactile text must be Arial typeface.

D4.4 Luminance contrast

The following apply to *luminance contrast*:

- (a) the background, negative space, fill of a sign or border with a minimum width of 5 mm must have a *luminance contrast* with the surface on which it is mounted of not less than 30%;
- (b) tactile characters, icons and symbols must have a minimum *luminance contrast* of 30% to the surface on which the characters are mounted;
- (c) *luminance contrasts* must be met under the lighting conditions in which the sign is to be located.

D4.5 Lighting

Braille and tactile signs must be illuminated to ensure *luminance contrast* requirements are met at all times during which the sign is required to be read.

D4.6 Braille

The following applies to braille:

- (a) braille must be grade 1 braille (uncontracted) in accordance with the criteria set out by the Australian Braille Authority;
- (b) braille must be raised and domed;
- (c) braille must be located 8 mm below the bottom line of text (not including descenders);
- (d) braille must be left justified;
- (e) where an arrow is used in the tactile sign, a solid arrow must be provided for braille readers;
- (f) on signs with multiple lines of text and characters, a semicircular braille locator at the left margin must be horizontally aligned with the first line of braille text.

Part D5 Accessible water entry/exit for swimming pools

D5.1 Scope

This Part contains the requirements for types of *accessible* water entry/exit for *swimming pools*.

D5.2 Fixed or moveable ramp

A fixed or moveable ramp must:

- (a) have a slip-resistant surface; and
- (b) have a maximum gradient of 1:14; and
- (c) have handrails complying with the requirements for ramps in AS 1428.1, installed on both sides of the ramp; and
- (d) have kerbs in accordance with the requirements for ramps in AS 1428.1; and
- (e) extend to a depth of not less than 900 mm and not more than 1 100 mm below the stationary water level; and
- (f) have landings in accordance with the requirements for ramps in AS 1428.1, with a landing located at the bottom and top of each ramp and a landing must be located at a level between 900 mm and 1 100 mm below the stationary water level.

D5.3 Zero depth entry

A zero depth entry must have:

- (a) a slip-resistant surface; and
- (b) a maximum gradient of 1:14; and
- (c) a single handrail complying with the requirements for handrails in AS 1428.1, from the top of the entry point continuous to the bottom level area; and
- (d) a level area:
 - (i) 1 500 mm long for the width of the zero depth entry at the entry point; and
 - (ii) located at the bottom of the zero depth entry at a level between 900 mm and 1 100 mm below the stationary water level.

D5.4 Platform swimming pool lift

A platform *swimming pool* lift must be:

- (a) capable of being operated from the *swimming pool* surround, within the *swimming pool*, and on the platform; and
- (b) located where the water depth is not more than 1 300 mm; and

-
- (c) designed to withstand a weight capacity of not less than 160 kg and be capable of sustaining a static load of not less than 1.5 times the rated load.

D5.5 Sling-style swimming pool lift

A sling lift must comply with the following:

- (a) a sling lift must be located where the water depth is not more than 1 300 mm;
- (b) when the sling is in the raised position and in the transfer position, the centreline of the sling must be located over the *swimming pool* surround and not less than 450 mm from the *swimming pool* edge;
- (c) the surface of the *swimming pool* surround between the centreline of the sling and the *swimming pool* edge must have a gradient of not more than 1:50 and must be slip-resistant;
- (d) a clear space:
 - (i) not less than 900 mm x 1 300 mm; and
 - (ii) with a gradient of not more than 1:50; and
 - (iii) a slip-resistant surface; and
 - (iv) located so that the centreline of the space is directly below the lifting point for the sling;must be provided on the *swimming pool* surround parallel with the *swimming pool* edge on the side remote from the water (see Figure D5.7);
- (e) a sling lift must be capable of being operated from the *swimming pool* surround, within the *swimming pool* and from the sling;
- (f) the sling must be designed so that it will submerge to a water depth of not less than 500 mm below the stationary water level;
- (g) a sling lift must be designed to withstand a weight of not less than 136 kg and be capable of sustaining a static load not less than 1.5 times the rated load.

D5.6 Aquatic wheelchair

An aquatic wheelchair must comply with the following:

- (a) the height of the top surface of the seat must be not less than 430 mm;
- (b) the seat width must not be not less than 480 mm;
- (c) a footrest must be provided;
- (d) armrests must be located on both sides of the seat and must be capable of being moved away from the side of the chair to allow a person to transfer on and off the seat.

Figure D5.7 Clear swimming pool surround space for sling lift in the transfer position

Figure D5.7A—Plan view

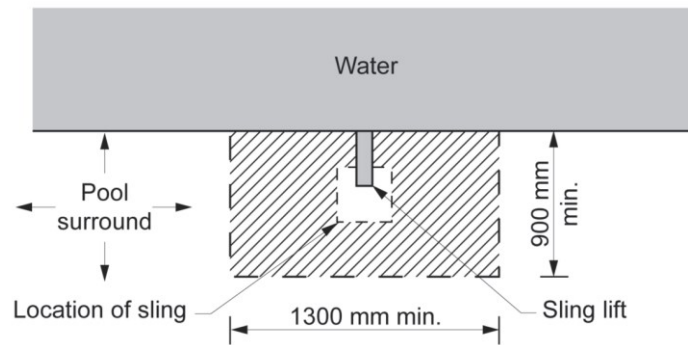
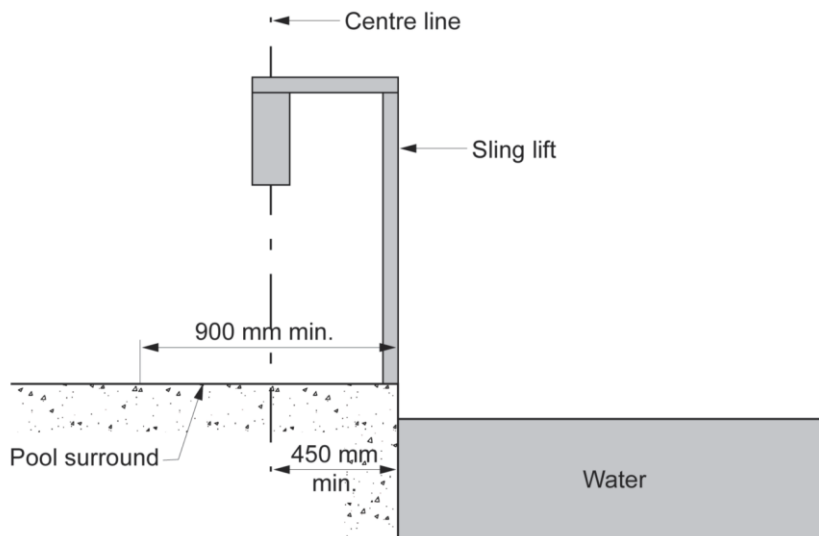


Figure D5.7B—Sectional elevation



Part E3 Lift installations

EP3.4 Performance Requirement

When a passenger lift is provided in a building *required* to be *accessible*, it must be suitable for use by people with a disability.

E3.0 Deemed-to-Satisfy Provisions

Performance Requirement EP3.4 is satisfied by complying with:

- (a) clause E3.6; and
- (b) for public transport buildings, Part H2.

E3.6 Passenger lifts

In an *accessible* building, every passenger lift must:

- (a) be one of the types identified in Table E3.6 (a), subject to the limitations on use specified in the table; and
- (b) have *accessible* features in accordance with Table E3.6 (b); and
- (c) not rely on a constant pressure device for its operation if the lift car is fully enclosed.

Table E3.6 (a) Limitations on use of types of passenger lifts

Lift type	Limitations on use
<i>Electric passenger lift</i>	No limitation.
<i>Electrohydraulic passenger lift</i>	No limitation.
<i>Inclined lift</i>	No limitation.
<i>Low-rise platform lift</i>	Must not travel more than 1 m.
<i>Low-rise, low-speed constant pressure lift</i>	Must not: <ul style="list-style-type: none"> (a) for an enclosed type, travel more than 4 m; or (b) for an unenclosed type, travel more than 2 m; or (c) be used in high traffic public use areas in buildings such as a theatre, cinema, auditorium, transport interchange, shopping complex or the like.
<i>Small-sized, low-speed automatic lift</i>	Must not travel more than 12 m.
<i>Stairway platform lift</i>	Must not: <ul style="list-style-type: none"> (a) be used to serve a space in a building accommodating more than 100 persons calculated according to clause D1.13 of the BCA; or (b) be used in a high traffic public use area such as a theatre,

Lift type	Limitations on use
	<p>cinema, auditorium, transport interchange, shopping centre or the like; or</p> <p>(c) be used where it is possible to install another type of passenger lift; or</p> <p>(d) connect more than 2 <i>storeys</i>; or</p> <p>(e) where more than 1 stairway lift is installed, serve more than 2 consecutive <i>storeys</i>; or</p> <p>(f) when in the folded position, encroach on the minimum width of a stairway <i>required</i> by clause D1.6 of the BCA.</p>

Table E3.6 (b) Application of features to passenger lifts

Feature	Application
Hand rail complying with the provisions for a mandatory handrail in AS 1735.12	All lifts except: (a) a <i>stairway platform lift</i> ; and (b) a <i>low-rise platform lift</i> .
Lift floor dimension of not less than 1,400 mm wide x 1,600 mm deep	All lifts which travel more than 12 m.
Lift floor dimensions of not less than 1,100 mm wide x 1,400 mm deep	All lifts which travel not more than 12 m except a <i>stairway platform lift</i> .
Lift floor dimensions of not less than 810 mm wide x 1,200 mm deep	A <i>stairway platform lift</i> .
Minimum clear door opening complying with AS 1735.12	All lifts except a <i>stairway platform lift</i> .
Passenger protection system complying with AS 1735.12	All lifts with a power operated door.
Lift landing doors at the upper landing	All lifts except a <i>stairway platform lift</i> .
Lift car and landing control buttons complying with AS 1735.12	All lifts except: (a) a <i>stairway platform lift</i> ; and (b) a <i>low-rise platform lift</i> .
Lighting in accordance with AS 1735.12	All enclosed lift cars.
(a) Automatic audible information within the lift car to identify the level each time the car stops; and (b) audible and visual indication at each lift landing to indicate the arrival of the lift car; and (c) audible information and audible indication required by (a) and (b) is to be provided in a range of between 20–80 dB(A) at a maximum frequency of 1,500 Hz	All lifts serving more than 2 levels.

Feature	Application
Emergency hands-free communication, including a button that alerts a call centre of a problem and a light to signal that the call has been received	All lifts except a <i>stairway platform lift</i> .

Part F2 Sanitary and other facilities

FP2.1 Performance Requirement

Suitable sanitary facilities for personal hygiene must be provided in a convenient location within or associated with a building, to the degree necessary, appropriate to:

- (a) the function or use of the building; and
- (b) the number and gender of the occupants; and
- (c) the disability or other particular needs of the occupants.

F2.0 Deemed-to-Satisfy Provisions

The Performance Requirement of clause FP2.1 is satisfied by complying with:

- (a) clauses F2.2 and F2.4; and
- (b) for public transport buildings, Part H2.

F2.2 Calculation of number of occupants and fixtures

The number of persons accommodated must be calculated according to clause D1.13 of the *BCA* if it cannot be more accurately determined by other means.

F2.4 Accessible sanitary facilities

In a building required to be accessible:

- (a) *accessible unisex sanitary compartments* must be provided in *accessible* parts of the building in accordance with Table F2.4 (a); and
- (b) *accessible unisex showers* must be provided in accordance with Table F2.4 (b); and
- (c) at each bank of toilets where there is one or more toilets in addition to an *accessible unisex sanitary compartment* at that bank of toilets, a *sanitary compartment* suitable for a person with an ambulant disability in accordance with AS 1428.1 must be provided for use by males and females; and
- (d) an *accessible unisex sanitary compartment* must contain a closet pan, washbasin, shelf or bench top and adequate means of disposal of sanitary towels; and
- (e) the circulation spaces, fixtures and fittings of all *accessible* sanitary facilities provided in accordance with Table F2.4 (a) and (b) must comply with the requirements of AS 1428.1; and
- (f) an *accessible unisex sanitary facility* must be located so that it can be entered without crossing an area reserved for one sex only; and

- (g) where two or more of each type of *accessible* unisex sanitary facility are provided, the number of left and right handed mirror image facilities, must be provided as evenly as possible; and
- (h) where male sanitary facilities are provided at a separate location to female sanitary facilities, *accessible* unisex sanitary facilities are only *required* at one of those locations; and
- (i) an *accessible* unisex *sanitary compartment* or an *accessible* unisex shower need not be provided on a *storey* or level that is not *required* by D3.3 (f) to be provided with a passenger lift or ramp complying with AS 1428.1.

Table F2.4 (a) Accessible unisex sanitary compartments

Class of building	Minimum accessible unisex sanitary compartments to be provided
Class 1b	<ul style="list-style-type: none"> (a) Not less than 1; and (b) where private <i>accessible</i> unisex <i>sanitary compartments</i> are provided for every <i>accessible</i> bedroom, common <i>accessible</i> unisex <i>sanitary compartments</i> need not be provided
Class 2	Where <i>sanitary compartments</i> are provided in common areas, not less than 1
Class 3 and Class 9c	<ul style="list-style-type: none"> (a) In every accessible sole-occupancy unit provided with sanitary compartments within the accessible sole-occupancy unit, not less than 1; and (b) at each bank of <i>sanitary compartments</i> containing male and female <i>sanitary compartments</i> provided in common areas, not less than 1
Class 5, 6, 7, 8 and 9 — except for within a ward area of a Class 9a <i>health-care building</i>	Where clause F2.3 of the <i>BCA</i> requires closet pans: <ul style="list-style-type: none"> (a) 1 on every <i>storey</i> containing <i>sanitary compartments</i>; and (b) where a <i>storey</i> has more than 1 bank of <i>sanitary compartments</i> containing male and female <i>sanitary compartments</i> at not less than 50% of those banks
Class 10a — except: <ul style="list-style-type: none"> (a) a Class 10a appurtenant to another Class of building; and (b) a <i>sanitary compartment</i> dedicated to a single caravan/camping site 	At each bank of <i>sanitary compartments</i> containing male and female <i>sanitary compartments</i> , not less than 1

Table F2.4 (b) Accessible unisex showers

Class of building	Minimum accessible unisex showers to be provided
Class 1b	(a) Not less than 1; and (b) where private <i>accessible</i> unisex showers are provided for every <i>accessible</i> bedroom, common <i>accessible</i> unisex showers need not be provided
Class 2	Where showers are provided in common areas, not less than 1
Class 3 and Class 9c	(a) In every <i>accessible sole-occupancy unit</i> provided with showers within the <i>accessible sole-occupancy unit</i> , not less than 1; and (b) 1 for every 10 showers or part thereof provided in common areas
Class 5, 6, 7, 8 and 9 — except for within a ward area of a Class 9a <i>health-care building</i>	Where clause F2.3 of the <i>BCA</i> requires 1 or more showers, not less than 1 for every 10 showers or part thereof
Class 10a — except: (a) a Class 10a appurtenant to another class of building; and (b) a <i>sanitary compartment</i> dedicated to a single caravan/camping site	Where showers are provided, 1 for every 10 showers or part thereof

F2.9 Accessible adult change facilities

- (1) *Accessible* adult change facilities required by subclause (2):
 - (a) must be constructed in accordance with Part F3; and
 - (b) cannot be combined with another *sanitary compartment*.
- (2) One unisex *accessible* adult change facility must be provided in an *accessible* part of a:
 - (a) Class 6 building that is a shopping centre having a design occupancy of not less than 3,500 people, calculated on the basis of the *floor area* and containing a minimum of 2 *sole-occupancy units*; and
 - (b) Class 9b sports venue or the like that:
 - (i) has a design occupancy of not less than 35,000 spectators; or
 - (ii) contains a *swimming pool* that has a perimeter of not less than 70 m and that is *required* by Table D3.1 to be *accessible*; and
 - (c) museum, art gallery or the like having a design occupancy of not less than 1,500 patrons; and
 - (d) theatre or the like having a design occupancy of not less than 1,500 patrons; and

- (e) passenger use area of an airport terminal building within an airport that accepts domestic and/or international flights that are public transport services as defined in the *Transport Standards*.
- (3) For the purposes of subclause (2), design occupancy must be calculated in accordance with clause D1.13 of the *BCA*, but excluding any area that:
 - (a) can only be accessed by staff, employees, contractors, maintenance personnel and the like; or
 - (b) is subject to an exemption under clause D3.4.

Part F3 Accessible adult change facilities

F3.1 Scope

This Part contains the requirements for *accessible* adult change facilities.

F3.2 General requirements

- (1) Each *accessible* adult change facility must:
 - (a) be constructed so that all *required* equipment and fixtures are contained within the same room; and
 - (b) if it is a unisex facility, be located such that it can be entered without crossing an area reserved for one sex only.

- (2) In each *accessible* adult change facility, the following must be provided:
 - (a) a hoist complying with clause F3.3;
 - (b) a toilet pan, seat, backrest and grabrails complying with clause F3.4;
 - (c) a washbasin and tap complying with clause F3.5;
 - (d) fixtures and fittings as specified in clause F3.6;
 - (e) a change table complying with clause F3.7;
 - (f) changing rails complying with clause F3.8;
 - (g) an automated sliding entrance door complying with clause F3.9;
 - (h) signage complying with clause F3.10;
 - (i) operating instructions for the hoist and change table in accordance with clause F3.11;
 - (j) circulation spaces complying with Figure F3.2.

Figure F3.2 Required circulation spaces

Figure F3.2A—Turning space, each side of the pan and in front of the pan

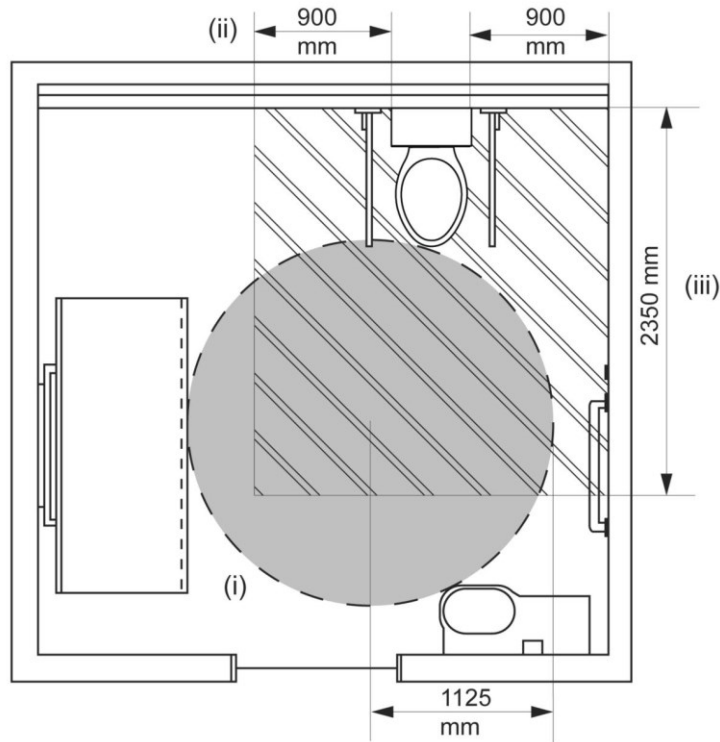


Figure F3.2B—Turning space and circulation space for a washbasin

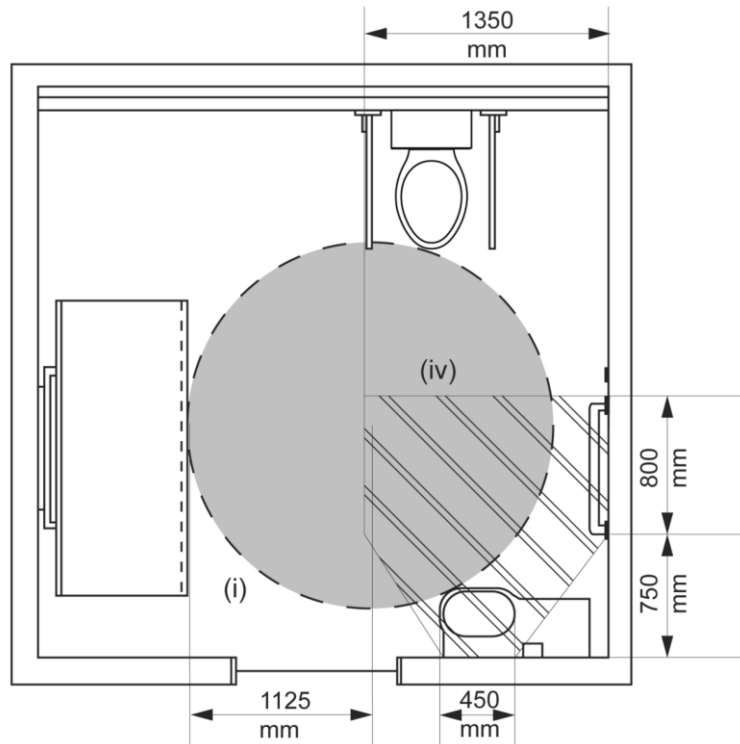
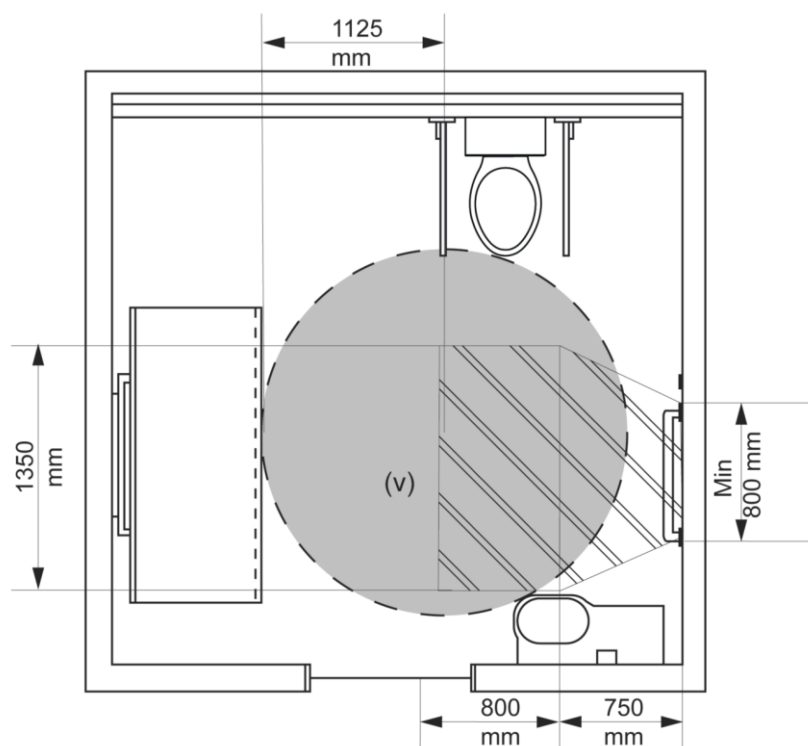


Figure F3.2C—Turning space and circulation space for changing rails



Notes to Figures F3.2A, F3.2B and F3.2C:

- (a) The Roman numerals shown in Figures F3.2A, F3.2B, and F3.2C indicate the following *required* circulation spaces:
 - (i) turning space—a full circle of 1,125 mm radius;
 - (ii) each side of the pan—900 mm (measured from each edge of the pan);
 - (iii) in front of the pan—2,350 mm (measured from the wall behind the pan, and therefore includes the pan itself);
 - (iv) for a washbasin—the width of the basin (450 mm) increasing to a width of 1,350 mm measured at a distance of 750 mm out from the wall against which the washbasin is mounted then continuing at that width for a further 800 mm (to a total of 1,550 mm out from the wall);
 - (v) for changing rails—the width of the rails increased to a width of 1,350 mm at a distance of 750 mm out from the wall to which the rails are fixed then continuing at that width for a further 800 mm (to a total of 1,550 mm out from the wall).
- (b) All *required* circulation spaces must extend for a minimum height of 2,000 mm above finished floor level.
- (c) *Required* circulation spaces may be overlapped.
- (d) The floor surface must have a slip resistance classification of not less than R10 or P3 when tested in accordance with AS 4586.

F3.3 Hoist

The hoist must:

- (a) provide a constant charge in-line room coverage hoist system (also known as an “XY” system or gantry) including 2 parallel fixed rails and a moving traverse rail; and
- (b) provide coverage over the entire room; and
- (c) have a maximum safe working load of not less than 180 kg; and
- (d) be capable of sustaining a static load of not less than 1.5 times the rated load; and
- (e) have a minimum lifting height of 2,100 mm.

F3.4 Toilet pan, seat, backrest and grabrails

- (1) The toilet pan must be of the centrally located (“peninsula-type”) design.
- (2) The toilet pan must be installed so that:
 - (a) the front edge of the pan is 800 mm (± 10 mm) from the rear wall; and
 - (b) the top of the seat is between 460 mm and 480 mm above finished floor level; and
 - (c) there is a minimum clearance of 900 mm, measured horizontally, between each side of the pan and any adjacent wall or privacy screen.
- (3) The toilet seat must:
 - (a) be of the full-round type (not open-fronted) with minimal contours to the top surface; and
 - (b) be securely fixed in position when in use; and
 - (c) have seat fixings that provide lateral stability to the seat when the seat is in use; and
 - (d) be load-rated to 150 kg; and
 - (e) have a minimum *luminance contrast* of 30% against the pan, wall and floor; and
 - (f) remain in the fully upright position when raised.
- (4) Hand-operated flushing controls must:
 - (a) be located on the centreline of the toilet, at a height of:
 - (i) not less than 600 mm; and
 - (ii) not more than 1,100 mm; above finished floor level; and
 - (b) not be located within the area *required* for any grabrails or backrest; and
 - (c) have the button mounted so that it is proud of the wall surface, and activates the flushing operation before the button becomes level with the surrounding surface.

-
- (5) An automatically activated flushing system need not comply with the requirements of subclause F3.4(4).
 - (6) The backrest must:
 - (a) be capable of withstanding a force, in any direction, of not less than 1,100 N; and
 - (b) have a minimum height, between the lower edge of the backrest and the top of the seat, of between 120 mm and 150 mm; and
 - (c) have a vertical height, between the upper and lower edges of the backrest, of between 150 mm and 200 mm; and
 - (d) have a width of between 350 mm and 400 mm; and
 - (e) be positioned such that the face of the backrest achieves an angle of between 95° and 100° back from the seat, when the seat is in use.
 - (7) Grabrails must be installed adjacent to each side of the pan and must be:
 - (a) of the drop-down type; and
 - (b) located such that:
 - (i) the top of each rail is between 800 mm and 810 mm above finished floor level; and
 - (ii) the rails are between 750 mm and 770 mm apart, measured centre-to-centre, and equidistant to the centreline of the pan; and
 - (c) at least 850 mm long; and
 - (d) with a diameter of between 30 mm and 40 mm; and
 - (e) securely fixed to withstand a force, in any direction, of not less than 1,100 N; and
 - (f) provided with a toilet paper dispenser on one side; and
 - (g) capable of being lifted up or swung away when not in use, so as to allow unimpeded access to the toilet pan.

F3.5 Washbasin and tap

- (1) The washbasin must be installed so that the rim of the basin is between 800 mm and 830 mm above finished floor level.
- (2) Exposed *heated water* supply pipes must be insulated or located so as not to pose a hazard.
- (3) Water supply or sanitary *drainage* pipes must not encroach on the space under the basin.
- (4) The washbasin must have an integrated shelf not less than 300 mm long.
- (5) Water taps must have a single lever flick-mixer handle or a sensor plate or the like.
- (6) Where lever handles are provided, they must be installed with a clear space of not less than 50 mm between the tap and any adjacent surface.

- (7) *Heated water* must be provided and temperature controlled in accordance with Part B2 of NCC Volume Three.

Note: In 2020, NCC Volume Three could be accessed from www.abcb.gov.au.

F3.6 Fixtures and fittings

Mirrors

- (1) A vertical mirror must be provided at the washbasin, with a reflective surface that:
- (a) is not less than 600 mm wide; and
 - (b) has its bottom edge not more than 900 mm above finished floor level; and
 - (c) has its top edge not less than 1,850 mm above finished floor level.
- (2) If a second vertical mirror is provided in the facility, it must have a reflective surface that:
- (a) is not less than 600 mm wide; and
 - (b) has its bottom edge not less than 600 mm above finished floor level; and
 - (c) has its top edge not less than 1,850 mm above finished floor level.

Towel dispensers, hand dryers, soap dispensers and the like

- (3) Towel dispensers, hand dryers, soap dispensers and the like must be operable using one hand, and must be installed with their output or operative components:
- (a) between 900 mm and 1,100 mm above finished floor level; and
 - (b) not less than 500 mm from any internal corner.
- (4) A soap dispenser must be installed above the integrated shelf required by subclause F3.5(4).

Clothing hook

- (5) A clothing hook must be installed so that it is located:
- (a) at a height of between 1,200 mm and 1,350 mm above finished floor level; and
 - (b) adjacent to the washbasin; and
 - (c) not less than 500 mm from any internal corner.

Sling hook

- (6) A sling hook with a minimum projection of 50 mm from the wall must be installed beside the change table at a height of 1,500 mm above finished floor level.

Note: The purpose of the sling hook is to store the sling when it is not in use.

Disposal bins

- (7) A sanitary disposal bin must be provided in the corner adjacent to the toilet pan.
-

-
- (8) An incontinence pad disposal bin must be provided in the corner adjacent to the change table.

F3.7 Change table

- (1) The change table must be:
- (a) permanently installed, with one of the long edges up against a wall and with a retractable safety rail on the opposite side; and
 - (b) motorised for the purposes of height adjustment; and
 - (c) height adjustable between 450 mm and 900 mm above finished floor level; and
 - (d) not less than 700 mm wide; and
 - (e) not less than 1,800 mm long.
- (2) The change table must have a maximum safe working load of not less than 180 kg, including when raising or lowering the table.
- (3) The change table must not encroach on any *required* circulation space.
- (4) A dispenser for sanitary wipes must be provided.
- (5) A shelf not less than 400 mm long and 150 mm wide must be provided.

F3.8 Changing rails

Changing rails must be installed as two horizontal and parallel rails fixed to a wall, not less than 800 mm long, each with a diameter between 30 mm and 40 mm, and

- (a) the lower rail must be installed between 800 mm and 810 mm above finished floor level; and
- (b) the upper rail must be installed between 1,000 mm and 1,010 mm above finished floor level; and
- (c) the rails must be able to withstand a force of not less than 1,100 N in any direction.

F3.9 Door and door controls

The entrance door and associated door controls must be automated and must comply with the following:

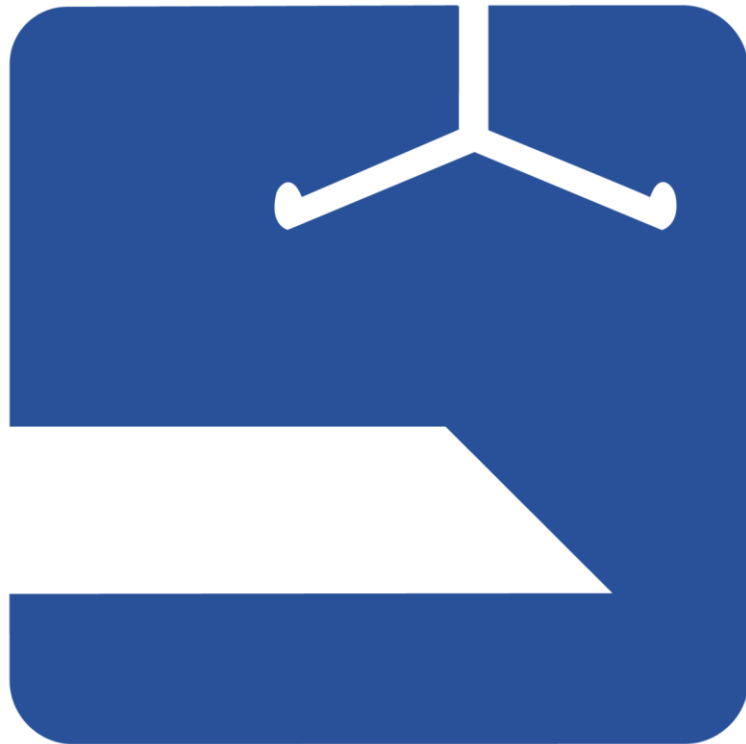
- (a) the threshold must incorporate a smooth transition without a step or lip;
- (b) the minimum clear opening width must be:
 - (i) 1,100 mm in locations where beach wheelchairs are likely to be used; or
 - (ii) 950 mm in all other locations;
- (c) the doorway must achieve a *luminance contrast* of at least 30% between:
 - (i) the door leaf and door jamb; or
 - (ii) the door leaf and adjacent wall; or

- (iii) the architraves (where used) and adjacent wall; or
- (iv) the door leaf and architrave (where used); or
- (v) the door jamb and adjacent wall;
- (d) the operation of the door must be calibrated such that:
 - (i) it has a gentle opening and closing movement; and
 - (ii) there is sufficient dwell time for a user to safely travel through the doorway;
- (e) the door must be fitted with a fail-safe opening mechanism that opens the door if an obstruction is detected during its closing movement;
- (f) door controls must be located internally and externally:
 - (i) between 900 mm and 1,200 mm above finished floor level; and
 - (ii) not less than 500 mm from any internal corner;
- (g) door control buttons must:
 - (i) have a minimum diameter of 25 mm; and
 - (ii) be proud of the surrounding surface; and
 - (iii) activate the door operation before the button becomes level with the surrounding surface; and
 - (iv) be of a contrasting colour to the surrounding plate;
- (h) the surrounding plates of both internal and external door controls must include the words “Push to Open”;
- (i) the following indicator lights must be provided:
 - (i) “Occupied” and “Vacant” on the external plate;
 - (ii) “Locked” and “Unlocked” on the internal plate;
- (j) braille and tactile signage complying with Part D4 must identify the door controls.

F3.10 Signage

- (1) External signage must incorporate:
 - (a) the symbol shown in Figure F3.10.1; and
 - (b) the words “Accessible Adult Change Facility”.
- (2) The symbol *required* by paragraph F3.10(1)(a) must have a blue (B21, ultramarine) background with the hoist and table elements shown in white.
- (3) Signage must be braille and tactile signage complying with Part D4.

Figure F3.10.1 Symbol



F3.11 Operating instructions

Signage provided within the facility must include the following information for the hoist and change table:

- (a) operating instructions; and
- (b) safe working load limits.

Part H2 Public transport buildings

Note: Part H2 contains Deemed-to-Satisfy Provisions for Class 9b and Class 10 public transport buildings additional to those contained in Parts D3, E3 and F2 that apply to public transport buildings.

H2.1 Application of Part

- (1) The Deemed-to-Satisfy Provisions of this Part apply to the passenger use areas of a Class 9b or Class 10 building used for public transport.
- (2) The Deemed-to-Satisfy Provisions of this Part take precedence where there is a difference to the Deemed-to-Satisfy Provisions of Parts D3, E3 and F2.
- (3) For an airport that does not accept regular public transport services, as defined in the Disability Standards for Accessible Public Transport 2002, only clauses H2.8, H2.9, H2.10, H2.11, H2.12 and H2.13 of this Part apply.
- (4) Subparagraph A3.3 (a) (i) of the *BCA* does not apply to this Part.

H2.2 Accessways

- (1) An *accessway* must comply with AS 1428.2.
- (2) If an *accessway* branches into 2 or more parallel tracks:
 - (a) the ends of each track must be on the main pedestrian traffic routes; and
 - (b) the parallel tracks must have equal convenience and be located as close as practicable to the main pedestrian branch.
- (3) The minimum unobstructed width of an *accessway* must be 1.2 m, except that:
 - (a) the minimum unobstructed width of a moving walkway forming part of an *accessway* may be not less than 850 mm; and
 - (b) the minimum unobstructed width of a doorway in an *accessway* may be not less than 850 mm.
- (4) Poles, columns, stanchions, bollards and fixtures must not project into an *accessway*.
- (5) Obstacles that abut an *accessway* must have a *luminance contrast* with a background of not less than 30%.
- (6) Manoeuvring areas that allow a 180 degree wheelchair turn must comply with clause 6.2 of AS 1428.2.
- (7) A passing area must be provided at least every 6 metres along any two-way *accessway* that is less than 1 800 mm wide.
- (8) Ground and floor surfaces must comply with clause 9 of AS 1428.2 and AS 1428.1. Supplement 1 provides criteria for the selection of floor surfaces.

-
- (9) The requirements of subparagraph D3.3 (c) (ii) do not apply to Class 9b or Class 10 public transport buildings.

H2.3 Ramps

- (1) A ramp forming part of an *accessway* must comply with clause 8 of AS 1428.2.
- (2) The requirements of paragraph D3.11 (a) do not apply to Class 9b or Class 10 public transport buildings.

H2.4 Handrails and grabrails

- (1) A handrail must comply with clause 10.1 of AS 1428.2.
- (2) Handrails must be placed along an *accessway* wherever passengers are likely to require additional support or passive guidance.
- (3) A grabrail must comply with clause 10.2 of AS 1428.2.
- (4) A grabrail or handrail must be provided at fixed locations where passengers are required to pay fares.

H2.5 Doorways and doors

Doorways and doors must comply with clause 11 (except clause 11.5.2) of AS 1428.2.

H2.6 Lifts

Lift facilities must comply with AS 1735.12.

H2.7 Stairways

Stairs must comply with:

- (a) clause 9.1 of AS 1428.1, including the notes; and
- (b) clause 9.2 of AS 1428.1; and
- (c) clause 13.2, 13.3 and Figures 8 and 9 of AS 1428.2.

H2.8 Unisex accessible toilet

If toilets are provided, there must be at least one unisex *accessible* toilet without an airlock that complies with AS 1428.1 clause 10, sanitary facilities.

H2.9 Location of accessible toilets

Accessible toilets must be in the same location as other toilets.

H2.10 Symbols and signs

- (1) The international symbols for accessibility and deafness in accordance with clauses 14.2 and 14.3 of AS 1428.1 must be used to identify an *accessway* and which facilities and boarding points are *accessible*.
- (2) Signs must be placed in accordance with clause 17.4 of AS 1428.2.
- (3) The size of accessibility symbols must comply with Table 1 of AS 1428.2.
- (4) The symbol for accessibility must incorporate directional arrows and words or, if possible, pictograms, to show passengers the way to *accessible* facilities such as toilets.
- (5) Signs must comply with clause 17.1 and Figure 30 of AS 1428.2.
- (6) If a sign incorporates raised lettering or symbols, they must be at least 0.8 mm above the surface of the sign.
- (7) If an operator or provider supplements a notice with braille characters, they must be placed to the left of the raised characters.

H2.11 Tactile Ground Surface Indicators

Tactile ground surface indicators must be installed in accordance with AS 1428.4 on an *accessway* and must indicate changes of direction in accordance with clause 18.1 of AS 1428.2.

H2.12 Lighting

Any lighting provided must comply with minimum levels of maintenance illumination for various situations shown in the notes to clause 19.1 of AS 1428.2.

H2.13 Hearing augmentation

If a public address system is installed, it must comply with clause 21.1 of AS 1428.2.

H2.14 Emergency warning systems

- (1) If an emergency warning system is installed, it must comply with clause 18.2.1, 18.2.2 and 18.2.3 of AS 1428.2.
- (2) In the event of an emergency, provision must be made for people with vision impairment to locate the *exit* path.

H2.15 Controls

Controls must comply with clause 11 of AS 1428.1.

Endnotes

Endnote 1—About the endnotes

The endnotes provide information about this compilation and the compiled law.

The following endnotes are included in every compilation:

Endnote 1—About the endnotes

Endnote 2—Abbreviation key

Endnote 3—Legislation history

Endnote 4—Amendment history

Abbreviation key—Endnote 2

The abbreviation key sets out abbreviations that may be used in the endnotes.

Legislation history and amendment history—Endnotes 3 and 4

Amending laws are annotated in the legislation history and amendment history.

The legislation history in endnote 3 provides information about each law that has amended (or will amend) the compiled law. The information includes commencement details for amending laws and details of any application, saving or transitional provisions that are not included in this compilation.

The amendment history in endnote 4 provides information about amendments at the provision (generally section or equivalent) level. It also includes information about any provision of the compiled law that has been repealed in accordance with a provision of the law.

Editorial changes

The *Legislation Act 2003* authorises First Parliamentary Counsel to make editorial and presentational changes to a compiled law in preparing a compilation of the law for registration. The changes must not change the effect of the law. Editorial changes take effect from the compilation registration date.

If the compilation includes editorial changes, the endnotes include a brief outline of the changes in general terms. Full details of any changes can be obtained from the Office of Parliamentary Counsel.

Misdescribed amendments

A misdescribed amendment is an amendment that does not accurately describe the amendment to be made. If, despite the misdescription, the amendment can be given effect as intended, the amendment is incorporated into the compiled law and the abbreviation “(md)” added to the details of the amendment included in the amendment history.

If a misdescribed amendment cannot be given effect as intended, the abbreviation “(md not incorp)” is added to the details of the amendment included in the amendment history.

Endnotes

Endnote 2—Abbreviation key

Endnote 2—Abbreviation key

ad = added or inserted	o = order(s)
am = amended	Ord = Ordinance
amdt = amendment	orig = original
c = clause(s)	par = paragraph(s)/subparagraph(s) /sub-subparagraph(s)
C[x] = Compilation No. x	pres = present
Ch = Chapter(s)	prev = previous
def = definition(s)	(prev...) = previously
Dict = Dictionary	Pt = Part(s)
disallowed = disallowed by Parliament	r = regulation(s)/rule(s)
Div = Division(s)	reloc = relocated
ed = editorial change	renum = renumbered
exp = expires/expired or ceases/ceased to have effect	rep = repealed
F = Federal Register of Legislation	rs = repealed and substituted
gaz = gazette	s = section(s)/subsection(s)
LA = <i>Legislation Act 2003</i>	Sch = Schedule(s)
LIA = <i>Legislative Instruments Act 2003</i>	Sdiv = Subdivision(s)
(md) = misdescribed amendment can be given effect	SLI = Select Legislative Instrument
(md not incorp) = misdescribed amendment cannot be given effect	SR = Statutory Rules
mod = modified/modification	Sub-Ch = Sub-Chapter(s)
No. = Number(s)	SubPt = Subpart(s)
	<u>underlining</u> = whole or part not commenced or to be commenced

Endnote 3—Legislation history

Endnote 3—Legislation history

Name	Registration	Commencement	Application, saving and transitional provisions
Disability (Access to Premises — Buildings) Standards 2010	15 Mar 2010 (F2010L00668)	1 May 2011 (s 1.2)	
Disability (Access to Premises — Buildings) Amendment Standards 2010 (No. 1)	24 Sept 2010 (F2010L02539)	1 May 2011 (s 2)	—
Disability (Access to Premises — Buildings) Amendment Standards 2020	29 Sept 2020 (F2020L01245)	30 Sept 2020 (s 2)	—

Endnotes

Endnote 4—Amendment history

Endnote 4—Amendment history

Provision affected	How affected
Part 1	
s 1.2	rep LIA s 48D
s 2.1	am F2010L02539
Part 4	
s 4.5	am F2020L01245
Schedule 1	
Schedule 1	am F2010L02539; F2020L01245 ed C2

Endnote 5—Editorial changes

In preparing this compilation for registration, the following kinds of editorial change(s) were made under the *Legislation Act 2003*.

Clause D3.1 of Part D3 of Schedule 1 (table D3.1)**Kind of editorial change**

Correct typographical errors

Details of editorial change

In clause D3.1 of Part D3 of Schedule 1 (table D3.1) under the column headed “**Access Requirements**” there are two instances where the table refers to “units of part thereof” rather than “units or part thereof”.

This compilation was editorially changed to omit “units of part thereof” (twice occurring) and substitute “units or part thereof” in clause D3.1 of Part D3 of Schedule 1 (table D3.1) under the column headed “**Access Requirements**” to correct the typographical error.

Subparagraph F3.4(7)(b)(i) of Part F3 of Schedule 1 (second occurring)**Kind of editorial change**

Renumbering of provisions

Details of editorial change

Schedule 1 item 38 of the *Disability (Access to Premises – Buildings) Amendment Standards 2020* instructs to insert Part F3 after Part F2 of Schedule 1.

Paragraph F3.4(7)(b) of the newly inserted Part F3 contains two subparagraph (i)s.

This compilation was editorially changed by renumbering the second occurring subparagraph (i) as subparagraph (ii).