



Vehicle Standard (Australian Design Rule 81/02 — Fuel Consumption Labelling for Light Vehicles) 2008

as amended

made under section 7(1) of the

Motor Vehicle Standards Act 1989

This compilation was prepared on 16 May 2012
taking into account amendments up to *Vehicle Standard (Australian Design
Rule 81/02 — Fuel Consumption Labelling for Light Vehicles) 2008 Amendment 6*

Volume 1 contains Clauses 0.1–6 and the Notes

Volume 2 contains Appendix A

Volume 3 contains Appendix B and

Volume 4 contains Appendix C

Prepared by the Office of Legislative Drafting and Publishing,
Attorney-General's Department, Canberra.

Vehicle Standard (Australian Design Rule 81/02 — Fuel Consumption Labelling for Light Vehicles) 2008

APPENDIX A

1 FUEL CONSUMPTION LABEL SPECIFICATIONS

- 1.1 The label shall be of the form, dimensions and fonts illustrated in Figure 1 of this Appendix A, with Figure 2 providing an illustration of the label for printing purposes.
- 1.2 Figure 1 shall be applied to vehicles powered by an internal combustion engine fuelled by petrol, diesel or liquefied petroleum gas (LPG) and to hybrid electric vehicles which are not externally chargeable.
- 1.3 Vehicles fuelled by compressed natural gas (CNG) shall use the same label format as Figure 2, except that fuel consumption should be measured and displayed in cubic metres per 100km, not L/100km.
- 1.4 The fuel consumption label shall be self adhesive, durable and removable, and of a type suitable for application to the windscreen of the vehicle.
- 1.5 The information on the fuel consumption label shall be in the English Language, legible and visible from outside the vehicle when the label is applied to the windscreen.
- 1.6 All text and numerals on the fuel consumption label shall be black, except:
 - 1.6.1 the “FUEL CONSUMPTION” heading, which shall be white lettering reversed out of the solid black background surrounding the heading; and
 - 1.6.2 the “More information at www.greenvehicleguide.gov.au” statement, which shall be white lettering reversed out of the solid green background surrounding the statement.
- 1.7 The colours used on the fuel consumption label are black, red, yellow and green, with the red to be Pantone Warm Red, the yellow to be Pantone 116 and the green to be Pantone 360CVC.
- 1.8 The following background areas of the fuel consumption label shall be white:
 - 1.8.1 The background area between the solid red background surrounding the fuel consumption values and the inner border containing fuel consumption information; and
 - 1.8.2 The background areas between the solid green background surrounding the CO₂ emissions value and the inner border containing CO₂ emissions information.
- 1.9 The background area between the inner borders specified in clause 1.8, and between the inner borders and the edge of the label shall be yellow.
- 1.10 A description of the vehicle shall be placed on the yellow background between the fuel consumption heading and the white data boxes.
- 1.11 The wording of the vehicle description on the label shall have normal spacing of letter, line and word, and be centred horizontally and vertically in the area specified in clause 1.10.

- 1.12 The vehicle description specified in clause 1.10 shall include the:
 - 1.12.1 vehicle make, model and variant description by which the vehicle is advertised and sold;
 - 1.12.2 transmission type of the vehicle; and
 - 1.12.3 fuel type of the vehicle, using the terms “Petrol”, “Diesel”, “LPG”, “CNG”, “Petrol/Electric Hybrid”, “Diesel/Electric Hybrid” or “LPG/Electric Hybrid” as appropriate.
- 1.13 The three fuel consumption values in L/100km specified in clause 4.6.1 of this vehicle standard shall be centred in the red areas on the label indicated by the letters “XX.X” in Figure 1.
- 1.14 The CO₂ emissions value in g/km specified in clause 4.6.2 of this vehicle standard shall be centred in the green area on the label indicated by the letters “XXX” in Figure 1.
- 1.15 The dimensions of the red and green areas featuring the three fuel consumption values and the CO₂ emissions value may be increased by up to 1mm to allow for printing tolerances.
- 1.16 Figure 3 provides a sample label to illustrate placement of the vehicle description and fuel consumption and CO₂ emission values.

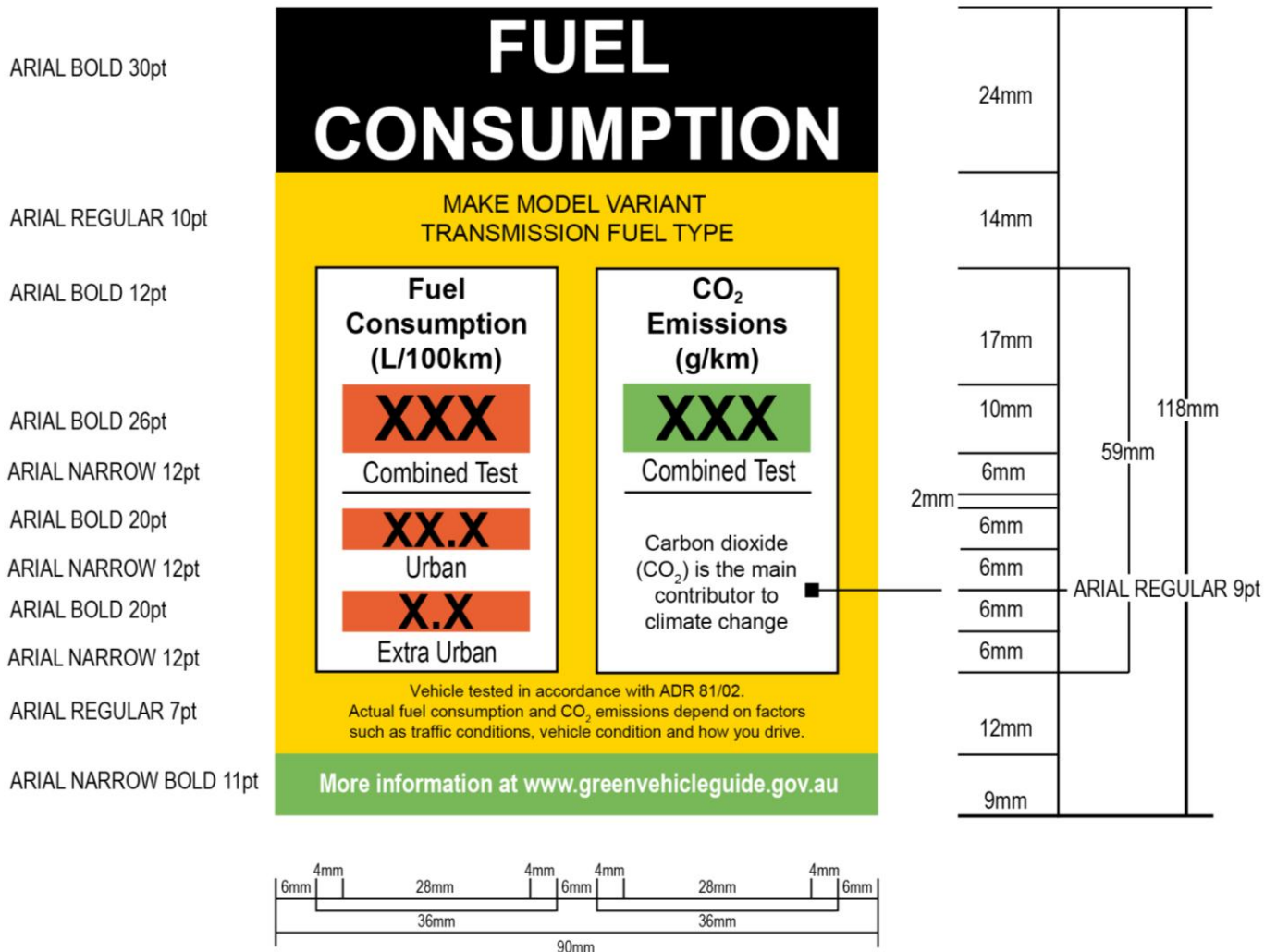


Figure 1: Illustration of Fuel Consumption Label with fonts and dimensions

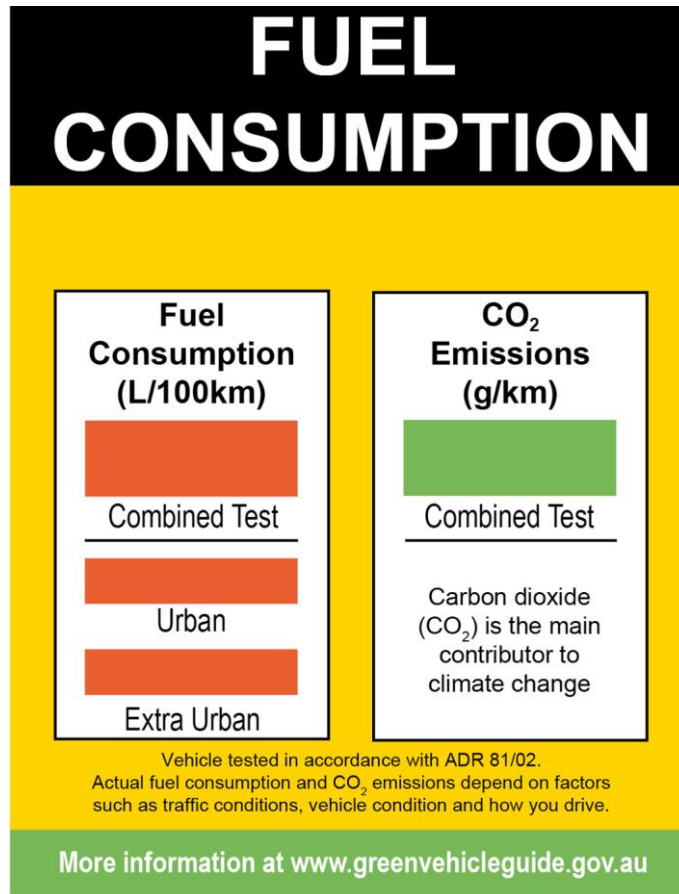


Figure 2: Illustration of Fuel Consumption Label

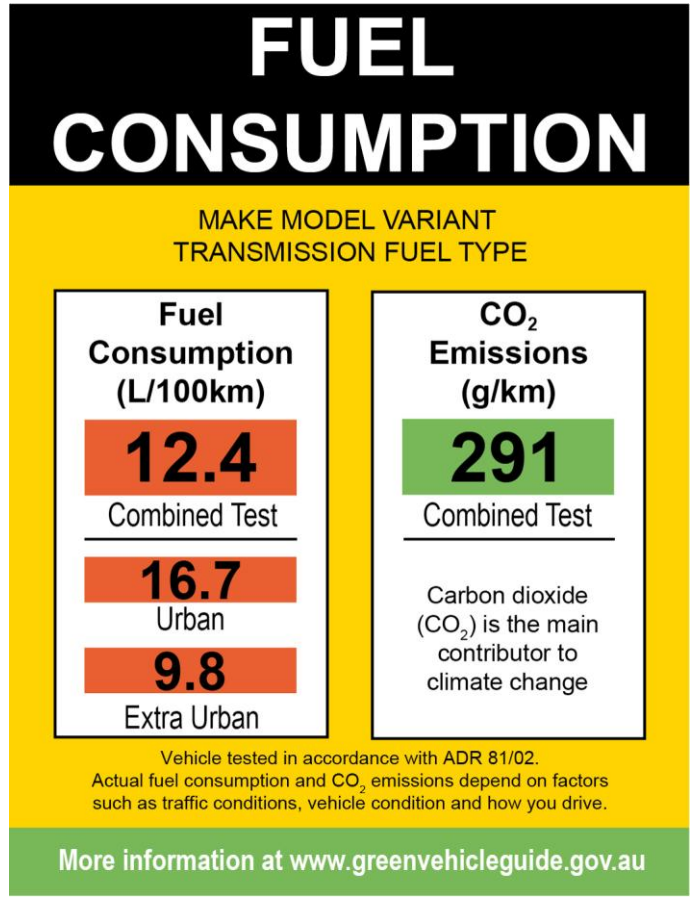


Figure 3: Sample Fuel Consumption Label (for illustrative purposes only)

2 ENERGY CONSUMPTION LABEL SPECIFICATIONS

- 2.1 The label shall be of the form, dimensions and fonts illustrated in Figure 4 of this Appendix A, with Figure 5 providing an illustration of the label for printing purposes.
- 2.2 Figure 4 shall be applied to pure electric vehicles and hybrid electric vehicles which are externally chargeable.
- 2.3 The label shall be self adhesive, durable and removable, and of a type suitable for application to the windscreen of the vehicle.
- 2.4 The information on the label shall be in the English language, legible and visible from outside the vehicle when the label is applied to the windscreen.
- 2.5 All text and numerals on the label shall be black, except:
 - 2.5.1 the “ENERGY CONSUMPTION” heading, which shall be white lettering reversed out of the solid black background surrounding the heading and statement; and
 - 2.5.2 the “CO2 Emissions and Vehicle Recharging” heading and associated statement, which shall be white lettering reversed out of the solid green background surrounding the statement.
- 2.6 The colours used on the label are black, red, yellow and green, with the red to be Pantone Warm Red, the yellow to be Pantone 116 and the green to be Pantone 360CVC.
- 2.7 The following background areas of the label shall be white:
 - 2.7.1 The background area between the solid red background surrounding the energy consumption, range and fuel consumption values and the inner border containing these values; and
 - 2.7.2 The background area between the solid green background surrounding the CO2 emissions value and the inner border containing this value.
- 2.8 The background area between the inner borders specified in clause 2.7 and between the inner borders and the edge of the label shall be yellow.
- 2.9 A description of the vehicle shall be placed on the yellow background between the energy consumption heading and the white data boxes.
- 2.10 The wording of the vehicle description on the label shall have normal spacing of letter, line and word, and be centred horizontally and vertically in the area specified in clause 2.9.
- 2.11 The vehicle description specified in clause 2.9 shall include the:
 - 2.11.1 vehicle make, model and variant description by which the vehicle is advertised and sold;
 - 2.11.2 transmission type of the vehicle; and
 - 2.11.3 the fuel type of the vehicle, where:
 - 2.11.3.1 for pure electric vehicles, the term ‘Electric’ shall be used for the fuel type; and

- 2.11.3.2 for externally chargeable hybrid electric vehicles, the term “plug-in petrol/electric hybrid”, “plug-in diesel/electric hybrid” or “plug-in LPG/electric hybrid” shall be used, as appropriate, for the fuel type.
- 2.12 The energy consumption value in Wh/km specified in clause 4.7.1 of this vehicle standard shall be centred in the red area on the label indicated by the letters “XXX” in Figure 4.
- 2.13 The range in km specified in clause 4.7.1 of this vehicle standard shall be centred in the red area on the label indicated by the letters “XXX” in Figure 4.
- 2.14 The fuel consumption value in L/100km shall be centred in the red area on the label indicated by the letters “XX.X” in Figure 4, and:
 - 2.14.1 for externally chargeable hybrid electric vehicles, the value shall be as specified in clause 4.7.2 of this vehicle standard; and
 - 2.14.2 for pure electric vehicles, the value is to be displayed as “0”.
- 2.15 The carbon dioxide emissions value in g/km shall be centred in the green area on the fuel consumption label indicated by the letters “XXX” in Figure 4, and:
 - 2.15.1 for externally chargeable hybrid electric vehicles, the value shall be as specified in clause 4.7.2 of this vehicle standard; and
 - 2.15.2 for pure electric vehicles, the value is to be displayed as “0”.
- 2.16 The dimensions of the red and green areas featuring the energy consumption, range, fuel consumption and CO₂ emission values may be varied by up to 1mm to allow for printing tolerances.
- 2.17 Figure 6 provides a sample label to illustrate placement of the vehicle description and energy consumption, range, fuel consumption and CO₂ emission values.

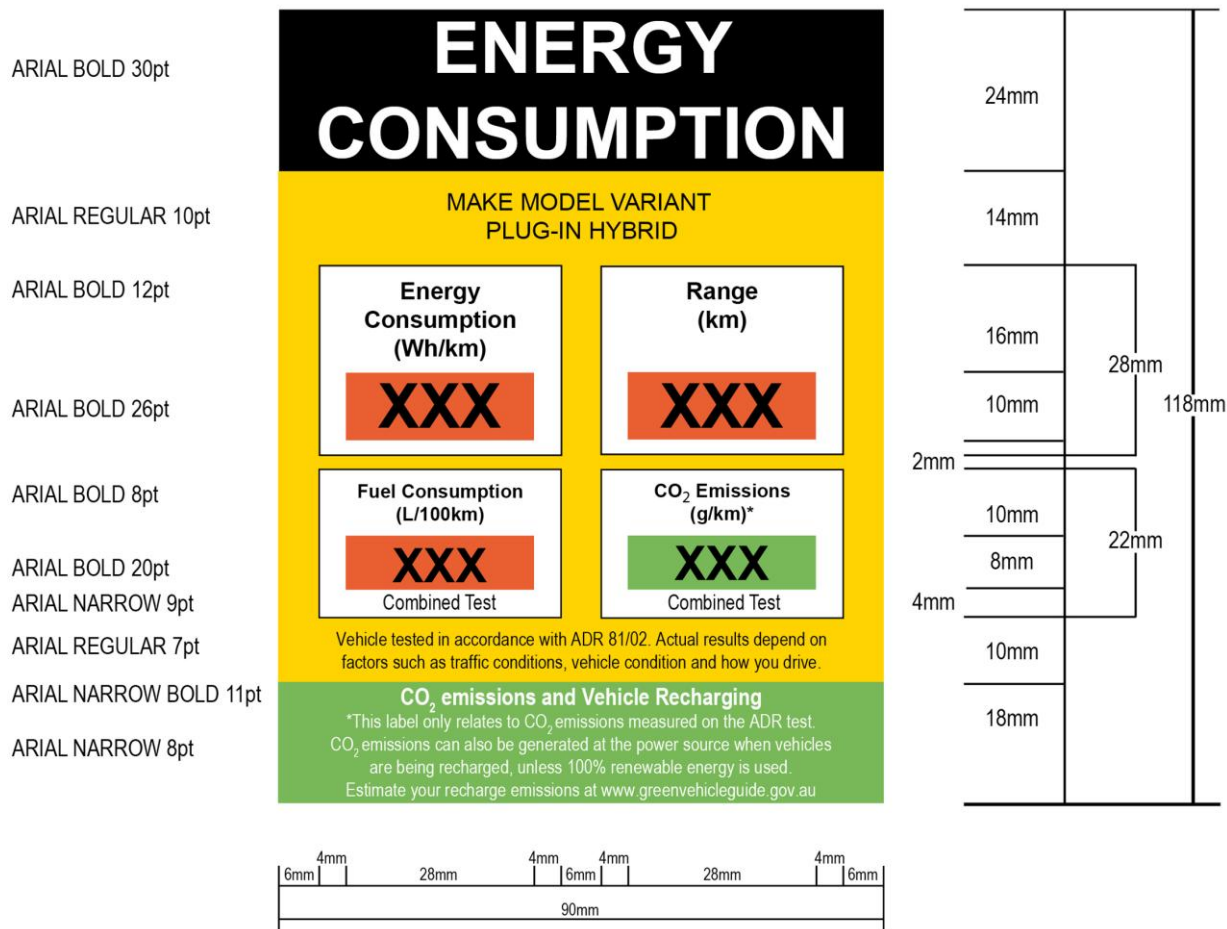


Figure 4: Illustration of Energy Consumption Label with fonts and dimensions

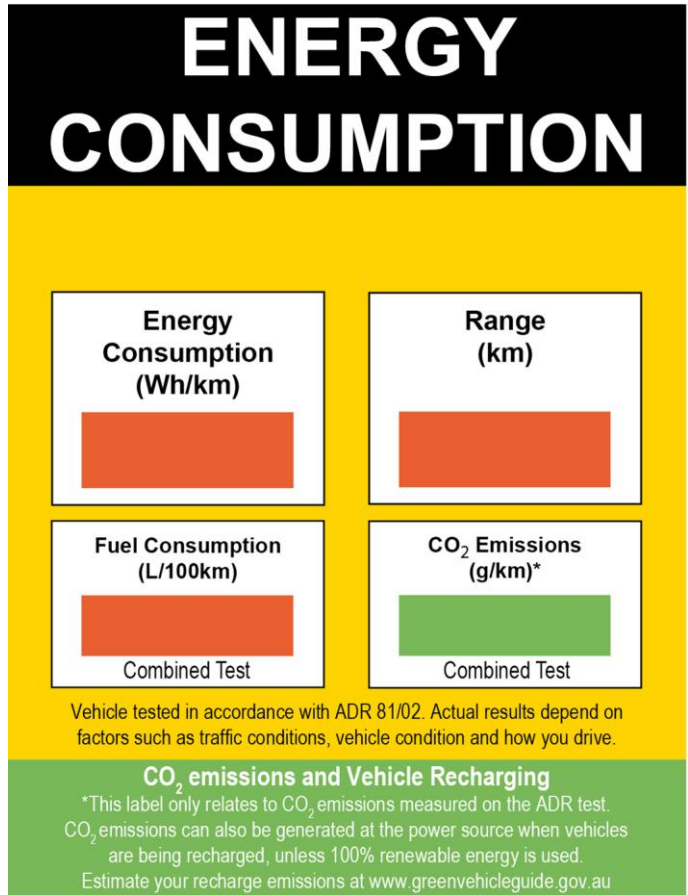


Figure 5: Illustration of Energy Consumption Label

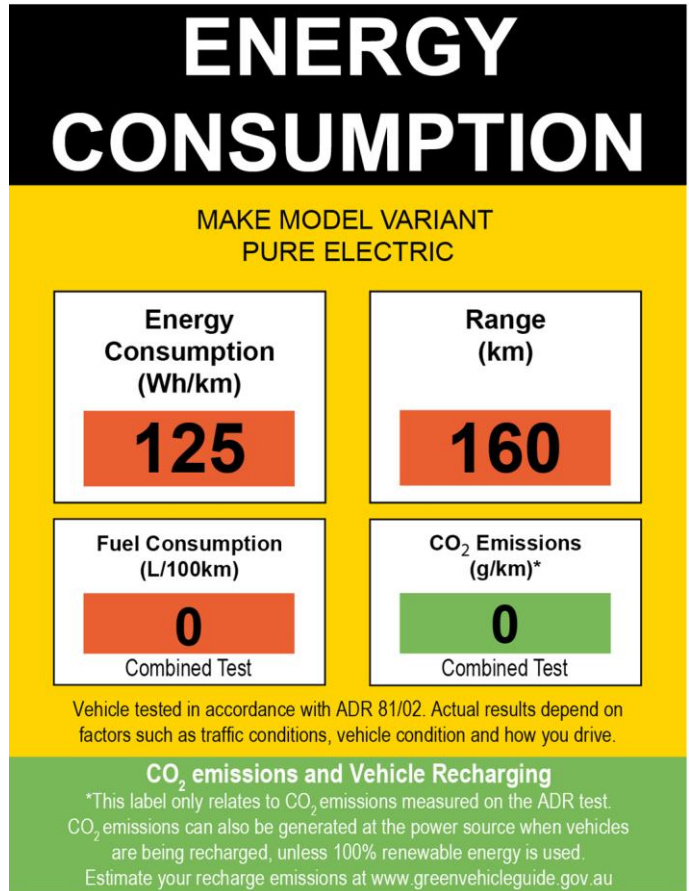


Figure 6: Sample Energy Consumption Label (for illustrative purposes only)